



STCC Knutstorp

Camaro Cup

Ring Knutstorp 2,070 Km

Test

18.05.2012 09:40

Practice (30:00 Time) started at 9:40:02

Pos	No.	Name	Entrant	Make	Nat./Club	Laps	Best Tm	Diff In Lap	km/h
1	34	Jens Edman	Bryntesson MotorSport	Chevrolet Camaro	SWE-Tjust MK	19	1:00.955		18 122,254
2	47	Fredrik Ros	Emeren.com	Chevrolet Camaro	SWE-SMK Sundsvall	23	1:01.094	0.139	11 121,976
3	19	Anders Brofalk	HD Bil.Se Brings Racing	Chevrolet Camaro	SWE-Kocktorp MK	20	1:01.292	0.337	18 121,582
4	6	Alexander Graff		Chevrolet Camaro	SWE-SSK	19	1:01.425	0.470	16 121,319
5	1	Tobias Brink		Chevrolet Camaro	SWE-SMK Hörby	20	1:01.428	0.473	19 121,313
6	60	Dennis Lind	Memphis Racing	Chevrolet Camaro	DEN-85	23	1:01.566	0.611	11 121,041
7	7	Ted Brink		Chevrolet Camaro	SWE-SMK Hörby	19	1:01.628	0.673	9 120,919
8	98	Stein Frederic Akre		Chevrolet Camaro	NOR-MK Ratten	23	1:01.782	0.827	3 120,618
9	16	Jocke Mangs	HD Bil.Se Brings Racing	Chevrolet Camaro	SWE-KAK	13	1:01.836	0.881	9 120,512
10	64	Marcus Larsson	HD Bil.Se Brings Racing J	Chevrolet Camaro	SWE-Göteborg MF	14	1:01.940	0.985	4 120,310
11	83	Patric Sundel	Team X3M	Chevrolet Camaro	SWE-Hyllinge MS	20	1:02.127	1.172	12 119,948
12	73	Stefan Jacobsson		Chevrolet Camaro	SWE-Järfälla MK	20	1:02.178	1.223	16 119,849
13	21	Daniel Ivarsson		Chevrolet Camaro	SWE-Hyllinge MS	16	1:02.195	1.240	13 119,817
14	31	Tony Leivo		Chevrolet Camaro	FIN-AAU	17	1:02.477	1.522	15 119,276
15	10	Stefan Pettersson	Steber Racing	Chevrolet Camaro	SWE-Gestrike Racing T	17	1:02.565	1.610	16 119,108
16	95	Mikael Eklund	Team Nya Åkeriet Örebro	Chevrolet Camaro	SWE-Karlskoga MF	20	1:02.612	1.657	13 119,019
17	30	Jari Nurminen		Chevrolet Camaro	FIN-UAU	15	1:02.724	1.769	10 118,806
18	48	Alx Danielsson	Memphis Racing	Chevrolet Camaro	SWE-KAK	16	1:02.760	1.805	16 118,738
19	66	Marius Fjeld		Chevrolet Camaro	NOR-KNA Solør Motors	14	1:02.837	1.882	6 118,593
20	96	Marcus Palné	Palné & Co	Chevrolet Camaro	SWE-KAK	9	1:02.920	1.965	4 118,436
21	11	Frederick Bylund	Bylund Motorsport	Chevrolet Camaro	SWE-Kolsva MS	21	1:03.023	2.068	11 118,243
22	4	Hampus Lindkvist	Memphis Racing	Chevrolet Camaro	SWE-Rättvik Racing Kl	19	1:03.140	2.185	11 118,023
23	77	Michael Wärn	Memphis Racing	Chevrolet Camaro	SWE-Karlskoga MF	21	1:03.399	2.444	21 117,541
24	86	Fredric Magnuson		Chevrolet Camaro	SWE-Jämtlands MK	11	1:03.669	2.714	10 117,043
25	58	Ronny Vestengen		Chevrolet Camaro	NOR-	24	1:04.517	3.562	8 115,504
26	88	Anssi-Jukka Kasi		Chevrolet Camaro	FIN-VAU	18	1:04.797	3.842	13 115,005
27	42	Bjarne Nordal		Chevrolet Camaro	NOR-KNA Varna	22	1:05.048	4.093	13 114,562
28	99	Bill Berggren		Chevrolet Camaro	SWE-SSK	11	1:08.260	7.305	10 109,171
29	27	Felix Körling	Bylund Motorsport	Chevrolet Camaro	SWE-SSK	24	1:10.001	9.046	11 106,456

Announcements

Weather: sunny 11 degrees, dry track



STCC Knutstorp

Camaro Cup

Ring Knutstorp 2,070 Km

Test

18.05.2012 09:40

Practice (30:00 Time) started at 9:40:02

Lap	Time of Day	Lap Tm	S1 Tm	S2 Tm	S3 Tm
(34) Jens Edman					
1	9:42:42.924	1:09.604	21.677	24.659	23.268
2	9:43:46.334	1:03.410	18.941	21.786	22.683
3	9:44:49.114	1:02.780	18.712	21.702	22.366
4	9:45:51.581	1:02.467	18.449	21.378	22.640
5	9:46:53.584	1:02.003	18.426	21.339	22.238
p6	9:48:05.547	1:11.963	18.496	22.491	
7	9:53:41.278	5:35.731	4:41.223	27.321	25.095
8	9:54:50.962	1:09.684	21.579	23.041	25.064
9	9:55:53.175	1:02.213	18.618	21.289	22.306
10	9:56:55.390	1:02.215	18.401	21.515	22.299
11	9:57:56.780	1:01.390	18.063	21.026	22.301
12	9:58:58.072	1:01.292	18.433	20.905	21.954
p13	10:00:09.177	1:11.105	18.481	22.388	
14	10:04:18.885	4:09.708	3:24.239	21.888	22.719
15	10:05:20.949	1:02.064	18.342	21.466	22.256
16	10:06:22.379	1:01.430	18.372	21.115	21.943
17	10:07:23.355	1:00.976	18.121	20.942	21.913
18	10:08:24.310	1:00.955	18.047	20.963	21.945
p19	10:09:37.725	1:13.415	18.963	22.371	

(47) Fredrik Ros					
1	9:42:36.974	1:05.694	20.647	22.393	22.654
2	9:43:39.402	1:02.428	18.883	21.285	22.260
3	9:44:40.679	1:01.277	18.418	20.964	21.895
4	9:45:42.086	1:01.407	18.199	21.143	22.065
5	9:46:44.316	1:02.230	18.503	21.595	22.132
6	9:47:51.755	1:07.439	19.200	24.686	23.553
7	9:48:53.292	1:01.537	18.482	21.155	21.900
p8	9:50:01.907	1:08.615	18.269	21.121	
9	9:53:34.490	3:32.583	2:47.296	21.712	22.229
10	9:54:36.306	1:01.816	18.864	20.893	22.059
11	9:55:37.400	1:01.094	18.292	20.856	21.946
12	9:56:42.155	1:04.755	18.221	22.904	23.630
13	9:57:43.576	1:01.421	18.485	20.913	22.023
14	9:58:49.518	1:05.942	20.216	23.762	21.964
p15	9:59:58.979	1:09.461	18.527	21.000	
16	10:03:01.963	3:02.984	2:18.144	21.794	21.971
17	10:04:16.117	1:14.154	18.920	24.057	31.177
18	10:05:17.876	1:01.759	18.786	21.066	21.907
19	10:06:19.191	1:01.315	18.237	21.045	22.033
20	10:07:20.478	1:01.287	18.379	20.928	21.980
21	10:08:22.011	1:01.533	18.201	21.206	22.126
22	10:09:27.758	1:05.747	19.906	23.248	22.593
23	10:10:29.527	1:01.769	18.500	21.088	22.181

(19) Anders Brofalk					
1	9:43:23.201	1:10.643	21.417	25.867	23.359
2	9:44:27.082	1:03.881	19.445	21.783	22.653
3	9:45:29.428	1:02.346	18.390	21.513	22.443
4	9:46:35.920	1:06.492	19.466	23.904	23.122
5	9:47:38.631	1:02.711	18.545	21.679	22.487
6	9:48:47.569	1:08.938	18.360	21.367	29.211
p7	9:49:59.654	1:12.085	19.093	22.186	
8	9:54:39.340	4:39.686	3:46.941	22.849	28.524
9	9:55:41.829	1:02.489	18.700	21.363	22.426
10	9:56:43.664	1:01.835	18.130	21.382	22.323
11	9:57:45.465	1:01.801	18.337	21.205	22.259
p12	9:58:58.146	1:12.681	18.653	24.378	
13	10:03:04.666	4:06.520	3:20.706	21.975	22.757
14	10:04:20.322	1:15.656	18.548	25.698	31.410
15	10:05:23.685	1:03.363	18.835	21.486	23.042
16	10:06:25.806	1:02.121	18.396	21.312	22.413
17	10:07:27.586	1:01.780	18.168	21.474	22.138
18	10:08:28.878	1:01.292	18.241	21.150	21.901

19	10:09:30.493	1:01.615	17.986	21.390	22.239
20	10:10:32.889	1:02.396	18.402	21.852	22.142
(6) Alexander Graff					
1	9:43:12.710	1:09.776	22.337	24.715	22.724
2	9:44:15.099	1:02.389	18.576	21.744	22.069
3	9:45:17.118	1:02.019	18.414	21.604	22.001
4	9:46:19.141	1:02.023	18.637	21.399	21.987
5	9:47:22.970	1:03.829	18.528	21.867	23.434
6	9:48:26.180	1:03.210	18.490	22.077	22.643
7	9:49:29.836	1:03.656	18.487	22.919	22.250
8	9:50:31.689	1:01.853	18.304	21.464	22.085
9	9:51:33.902	1:02.213	18.467	21.340	22.406
10	9:52:37.303	1:03.401	18.521	22.504	22.376
p11	9:53:50.008	1:12.705	18.398	21.922	
12	9:57:35.010	3:45.002	2:54.844	22.290	22.348
13	9:58:36.953	1:01.943	18.280	21.292	22.371
14	9:59:39.416	1:02.463	18.732	21.933	21.798
15	10:00:41.351	1:01.935	18.268	21.260	22.407
16	10:01:42.776	1:01.425	18.390	21.206	21.829
17	10:02:44.676	1:01.900	18.343	21.402	22.155
18	10:03:46.929	1:02.253	18.481	21.440	22.332
p19	10:04:56.892	1:09.963	18.506	22.302	

(1) Tobias Brink					
1	9:43:35.795	1:05.008	20.051	22.545	22.412
2	9:44:37.412	1:01.617	18.650	21.047	21.920
3	9:45:41.428	1:04.016	18.337	23.132	22.547
4	9:46:45.142	1:03.714	18.695	21.655	23.364
5	9:47:52.379	1:07.237	18.708	24.725	23.804
6	9:48:54.242	1:01.863	18.577	21.248	22.038
7	9:49:56.139	1:01.897	18.101	21.550	22.246
8	9:50:59.541	1:03.402	18.412	21.878	23.112
9	9:52:02.914	1:03.373	18.383	21.925	23.065
10	9:53:04.456	1:01.542	18.438	21.246	21.858
p11	9:54:19.171	1:14.715	21.074	22.987	
12	10:00:14.358	5:55.187	5:04.371	24.682	24.292
13	10:01:17.487	1:03.129	18.576	21.694	22.859
14	10:02:20.586	1:03.099	19.539	21.261	22.299
15	10:03:24.863	1:04.277	19.340	22.437	22.500
16	10:04:39.310	1:14.447	19.499	27.931	27.017
p17	10:05:52.492	1:13.182	18.309	22.199	
18	10:08:03.880	2:11.388	1:20.246	26.094	23.652
19	10:09:05.308	1:01.428	18.526	20.997	21.905
20	10:10:16.853	1:11.545	18.058	26.069	27.418

(60) Dennis Lind					
1	9:42:52.068	1:12.052	21.865	24.652	25.535
2	9:44:06.927	1:14.859	22.868	26.044	25.947
p3	9:45:22.531	1:15.604	22.746	22.888	
4	9:47:53.142	2:30.611	1:43.189	22.544	23.705
5	9:48:55.239	1:02.097	18.458	21.395	22.244
6	9:49:58.268	1:03.029	18.053	21.657	23.319
7	9:51:03.058	1:04.790	18.201	23.155	23.434
8	9:52:07.419	1:04.361	19.613	21.923	22.825
9	9:53:09.707	1:02.288	18.254	21.547	22.487
10	9:54:12.272	1:02.565	18.271	21.644	22.650
11	9:55:13.838	1:01.566	18.296	21.111	22.159
12	9:56:15.964	1:02.126	18.091	21.267	22.768
13	9:57:18.261	1:02.297	18.293	21.592	22.412
14	9:58:20.060	1:01.799	18.126	21.265	22.408
p15	9:59:32.712	1:12.652	18.284	21.951	
16	10:02:51.495	3:18.783	2:32.090	22.544	23.133
17	10:03:53.672	1:02.177	18.343	21.420	22.414
18	10:04:56.516	1:02.844	18.366	21.555	22.923
19	10:05:58.744	1:02.228	18.486	21.351	22.391

STCC Knutstorp

Camaro Cup

Ring Knutstorp 2,070 Km

Test

18.05.2012 09:40

Practice (30:00 Time) started at 9:40:02

Lap	Time of Day	Lap Tm	S1 Tm	S2 Tm	S3 Tm
20	10:07:01.364	1:02.620	18.536	21.702	22.382
21	10:08:06.353	1:04.989	18.145	23.889	22.955
22	10:09:08.295	1:01.942	18.219	21.584	22.139
23	10:10:14.816	1:06.521	18.220	21.928	26.373

(7) Ted Brink

Lap	Time of Day	Lap Tm	S1 Tm	S2 Tm	S3 Tm
1	9:43:15.698	1:05.657	20.364	22.105	23.188
2	9:44:19.107	1:03.409	19.358	21.716	22.335
3	9:45:23.164	1:04.057	18.969	22.259	22.829
4	9:46:33.085	1:09.921	18.942	24.130	26.849
p5	9:47:55.657	1:22.572	18.711	31.737	
6	9:50:58.169	3:02.512	2:13.124	24.012	22.953
7	9:52:00.929	1:02.760	18.939	21.733	22.088
8	9:53:03.019	1:02.090	18.756	21.294	22.040
9	9:54:04.647	1:01.628	18.504	21.219	21.905
10	9:55:06.592	1:01.945	18.540	21.348	22.057
11	9:56:12.876	1:06.284	19.841	23.857	22.586
p12	9:57:21.389	1:08.513	18.576	21.329	
13	10:03:32.915	6:11.526	5:19.305	25.721	24.396
14	10:04:35.271	1:02.356	18.754	21.196	22.406
15	10:05:40.540	1:05.269	19.388	22.839	23.042
16	10:06:42.727	1:02.187	18.647	21.479	22.061
17	10:08:15.751	1:33.024	18.597	51.505	22.922
18	10:09:23.618	1:07.867	18.675	24.421	24.771
19	10:10:26.222	1:02.604	18.513	22.003	22.088

(98) Stein Frederic Akre

Lap	Time of Day	Lap Tm	S1 Tm	S2 Tm	S3 Tm
1	9:42:37.609	1:06.604	20.145	23.787	22.672
2	9:43:40.421	1:02.812	18.685	21.504	22.623
3	9:44:42.203	1:01.782	18.252	21.284	22.246
4	9:45:45.610	1:03.407	18.503	21.493	23.411
5	9:46:48.885	1:03.275	18.411	21.970	22.894
6	9:47:53.506	1:04.621	18.564	22.365	23.692
p7	9:49:07.274	1:13.768	18.987	22.451	
8	9:52:12.237	3:04.963	2:19.577	21.595	22.304
9	9:53:14.895	1:02.658	18.676	21.550	22.432
10	9:54:17.309	1:02.414	18.342	21.653	22.419
p11	9:55:27.773	1:10.464	18.458	21.557	
12	9:59:17.977	3:50.204		21.812	22.535
13	10:00:20.258	1:02.281	18.374	21.620	22.287
14	10:01:22.058	1:01.800	18.178	21.424	22.198
15	10:02:25.196	1:03.138	18.492	21.903	22.743
16	10:03:28.445	1:03.249	18.512	22.369	22.368
17	10:04:32.054	1:03.609	18.258	22.259	23.092
18	10:05:34.492	1:02.438	18.438	21.714	22.286
19	10:06:38.222	1:03.730	18.574	21.777	23.379
20	10:07:40.253	1:02.031	18.493	21.376	22.162
21	10:08:43.502	1:03.249	18.869	22.188	22.192
22	10:09:47.498	1:03.996	19.363	22.196	22.437
23	10:10:50.168	1:02.670	18.409	22.036	22.225

(16) Jocke Mangs

Lap	Time of Day	Lap Tm	S1 Tm	S2 Tm	S3 Tm
1	9:43:21.650	1:05.640	19.681	23.091	22.868
2	9:44:24.767	1:03.117	18.867	21.620	22.630
3	9:45:27.717	1:02.950	18.606	21.737	22.607
4	9:46:39.707	1:11.990	19.555	27.623	24.812
5	9:47:42.622	1:02.915	18.705	21.829	22.381
p6	9:48:51.077	1:08.455	18.563	22.320	
7	9:52:33.165	3:42.088	2:52.839	23.297	24.991
8	9:53:36.373	1:03.208	18.585	22.241	22.382
9	9:54:38.209	1:01.836	18.322	21.349	22.165
p10	9:55:45.091	1:06.882	18.204	21.150	
11	10:00:56.372	5:11.281	4:16.056	26.575	27.537
12	10:01:58.784	1:02.412	18.511	21.471	22.430
13	10:03:00.676	1:01.892	18.311	21.316	22.265

(64) Marcus Larsson

Lap	Time of Day	Lap Tm	S1 Tm	S2 Tm	S3 Tm
1	9:43:08.221	1:10.718	21.198	25.327	24.193
2	9:44:12.584	1:04.363	19.476	22.221	22.666
3	9:45:16.584	1:04.000	19.200	22.212	22.588
4	9:46:18.524	1:01.940	18.407	21.477	22.056
p5	9:47:30.711	1:12.187	18.692	21.986	
6	9:51:15.789	3:45.078	2:57.500	22.716	22.607
7	9:52:18.804	1:03.015	18.923	21.773	22.319
8	9:53:20.777	1:01.973	18.357	21.447	22.169
p9	9:54:28.339	1:07.562	18.167	21.540	
10	10:03:38.676	9:10.337	8:25.322	21.830	22.258
11	10:04:41.780	1:03.104	19.302	21.485	22.317
12	10:05:44.676	1:02.896	18.291	21.590	23.015
13	10:06:46.680	1:02.004	18.472	21.468	22.064
p14	10:08:00.841	1:14.161	18.156	25.501	

(83) Patric Sundel

Lap	Time of Day	Lap Tm	S1 Tm	S2 Tm	S3 Tm
1	9:42:55.079	1:07.991	20.583	24.108	23.300
2	9:44:06.355	1:11.276	20.404	25.925	24.947
3	9:45:11.248	1:04.893	19.457	22.699	22.737
4	9:46:14.876	1:03.630	18.980	21.595	23.055
5	9:47:18.916	1:04.038	19.373	22.174	22.491
p6	9:48:29.579	1:10.663	18.830	21.407	
7	9:53:30.538	5:00.959	4:13.865	22.823	23.176
8	9:54:34.041	1:03.503	18.728	21.831	22.944
9	9:55:36.199	1:02.158	18.401	21.321	22.436
10	9:56:38.550	1:02.351	18.475	21.467	22.409
11	9:57:41.091	1:02.541	18.296	21.085	23.160
12	9:58:43.218	1:02.127	18.683	21.123	22.321
13	9:59:46.745	1:03.527	18.346	21.702	23.479
14	10:00:50.160	1:03.415	18.520	21.915	22.980
p15	10:02:00.917	1:10.757	20.220	21.367	
16	10:05:57.407	3:56.490	3:09.785	22.894	23.037
17	10:07:00.199	1:02.792	19.108	21.314	22.370
18	10:08:10.792	1:10.593	18.580	24.251	27.762
19	10:09:15.143	1:04.351	19.101	22.776	22.474
20	10:10:19.398	1:04.255	18.461	21.523	24.271

(73) Stefan Jacobsson

Lap	Time of Day	Lap Tm	S1 Tm	S2 Tm	S3 Tm
1	9:42:53.943	1:10.088	21.009	25.259	23.820
2	9:44:03.704	1:09.761	20.410	25.946	23.405
3	9:45:08.566	1:04.862	18.924	23.018	22.920
4	9:46:12.300	1:03.734	18.951	21.778	23.005
5	9:47:15.876	1:03.576	18.697	22.099	22.780
6	9:48:19.161	1:03.285	18.588	21.999	22.698
7	9:49:21.925	1:02.764	18.470	21.540	22.754
8	9:50:24.909	1:02.984	18.563	21.526	22.895
9	9:51:29.445	1:04.536	19.496	21.837	23.203
p10	9:52:40.233	1:10.788	20.199	22.118	
11	9:56:29.075	3:48.842	3:00.858	21.962	22.803
12	9:57:32.324	1:03.249	18.862	21.811	22.576
13	9:58:36.768	1:04.444	18.714	22.172	23.558
14	9:59:40.718	1:03.950	18.604	22.665	22.681
15	10:00:43.151	1:02.433	18.264	21.680	22.489
16	10:01:45.329	1:02.178	18.233	21.393	22.552
17	10:02:48.868	1:03.539	18.779	22.274	22.486
18	10:03:51.880	1:03.012	18.425	21.782	22.805
19	10:04:56.301	1:04.421	18.470	21.753	24.198
p20	10:06:08.128	1:11.827	19.107	22.667	

(21) Daniel Ivarsson

Lap	Time of Day	Lap Tm	S1 Tm	S2 Tm	S3 Tm
1	9:42:47.892	1:10.705	21.553	25.011	24.141
2	9:43:52.448	1:04.556	19.477	22.068	23.011
3	9:44:56.927	1:04.479	19.204	22.133	23.142
4	9:46:00.339	1:03.412	18.795	21.545	23.072
5	9:47:05.446	1:05.107	19.426	22.927	22.754

STCC Knutstorp

Camaro Cup

Ring Knutstorp 2,070 Km

Test

18.05.2012 09:40

Practice (30:00 Time) started at 9:40:02

Lap	Time of Day	Lap Tm	S1 Tm	S2 Tm	S3 Tm
6	9:48:08.886	1:03.440	18.606	22.045	22.789
p7	9:49:26.514	1:17.628	20.217	23.944	
8	9:57:42.681	8:16.167	7:21.228	25.892	25.209
9	9:58:49.310	1:06.629	20.632	23.345	22.652
10	9:59:52.319	1:03.009	19.178	21.480	22.351
11	10:00:59.350	1:07.031	21.608	22.652	22.771
12	10:02:03.074	1:03.724	19.097	21.892	22.735
13	10:03:05.269	1:02.195	18.560	21.147	22.488
14	10:04:10.742	1:05.473	18.558	22.869	24.046
15	10:05:13.047	1:02.305	18.753	21.537	22.015
p16	10:06:29.176	1:16.129	20.369	24.551	

(31) Tony Leivo

1	9:46:51.679	1:06.282	20.477	22.648	23.157
2	9:47:56.945	1:05.266	19.531	22.759	22.976
3	9:49:02.625	1:05.680	20.091	22.952	22.637
4	9:50:07.156	1:04.531	18.807	22.759	22.965
p5	9:51:26.416	1:19.260	18.546	26.022	
6	9:57:09.386	5:42.970	4:50.603	23.551	26.282
p7	9:58:32.585	1:23.199	23.244	23.976	
8	10:01:10.480	2:37.895	1:46.434	24.588	23.878
9	10:02:14.342	1:03.862	18.846	22.344	22.672
10	10:03:18.057	1:03.715	18.889	22.252	22.574
11	10:04:22.776	1:04.719	18.911	22.464	23.344
12	10:05:26.041	1:03.265	18.888	22.014	22.363
13	10:06:29.053	1:03.012	18.389	22.096	22.527
14	10:07:32.659	1:03.606	19.325	21.791	22.490
15	10:08:35.136	1:02.477	18.450	21.542	22.485
16	10:09:38.375	1:03.239	18.583	21.957	22.699
17	10:10:41.988	1:03.613	18.619	22.179	22.815

(10) Stefan Pettersson

1	9:43:29.556	1:08.942	21.195	23.510	24.237
2	9:44:34.597	1:05.041	19.414	22.412	23.215
3	9:45:40.493	1:05.896	19.279	23.146	23.471
4	9:46:45.952	1:05.459	19.273	22.964	23.222
5	9:47:52.971	1:07.019	18.957	24.075	23.987
p6	9:49:04.388	1:11.417	19.247	22.242	
7	9:56:03.496	6:59.108	6:10.608	23.212	22.989
8	9:57:07.215	1:03.719	18.831	21.773	23.115
9	9:58:09.983	1:02.768	18.499	21.534	22.735
10	9:59:13.150	1:03.167	18.439	22.036	22.692
11	10:00:15.823	1:02.673	18.398	21.729	22.546
12	10:01:18.868	1:03.045	18.840	21.639	22.566
13	10:02:22.582	1:03.714	19.161	21.729	22.824
14	10:03:25.965	1:03.383	19.025	21.845	22.513
15	10:04:31.589	1:05.624	18.741	23.774	23.109
16	10:05:34.154	1:02.565	18.501	21.529	22.535
p17	10:06:46.485	1:12.331	18.488	21.762	

(95) Mikael Eklund

1	9:42:50.165	1:13.379	21.582	25.885	25.912
2	9:43:55.614	1:05.449	19.586	22.758	23.105
3	9:44:59.962	1:04.348	19.293	22.314	22.741
4	9:46:03.475	1:03.513	18.969	21.820	22.724
5	9:47:07.007	1:03.532	18.743	22.146	22.643
p6	9:48:15.930	1:08.923	18.625	22.017	
7	9:51:31.986	3:16.056	2:29.602	22.778	22.811
8	9:52:38.496	1:06.510	19.454	24.035	23.021
9	9:53:42.403	1:03.907	18.579	22.135	23.193
p10	9:54:52.394	1:09.991	19.604	21.924	
11	9:57:26.734	2:34.340	1:48.657	22.198	22.641
12	9:58:29.534	1:02.800	18.593	21.657	22.550
13	9:59:32.146	1:02.612	18.551	21.705	22.356
p14	10:00:40.815	1:08.669	18.453	21.816	
15	10:03:37.990	2:57.175	2:11.133	22.319	22.686

Lap	Time of Day	Lap Tm	S1 Tm	S2 Tm	S3 Tm
16	10:04:43.954	1:05.964	21.080	22.408	22.476
17	10:05:46.849	1:02.895	18.490	21.792	22.613
18	10:06:51.237	1:04.388	18.825	22.525	23.038
p19	10:08:03.881	1:12.644	18.531	24.172	
20	10:10:14.113	2:10.232	1:23.225	22.756	23.297

(30) Jari Nurminen

1	9:42:50.953	1:14.653	24.115	24.905	25.633
2	9:44:01.358	1:10.405	22.312	24.128	23.965
3	9:45:09.557	1:08.199	20.550	24.325	23.324
4	9:46:14.319	1:04.762	19.016	22.176	23.570
p5	9:47:27.775	1:13.456	19.590	23.660	
6	9:54:00.200	6:32.425	5:43.439	22.787	23.200
7	9:55:05.088	1:04.888	19.203	21.949	23.736
8	9:56:08.477	1:03.389	19.040	21.701	22.648
9	9:57:11.429	1:02.952	18.659	21.872	22.421
10	9:58:14.153	1:02.724	18.920	21.440	22.364
p11	9:59:30.433	1:16.280	18.575	22.131	
12	10:03:19.836	3:49.403	3:02.715	22.884	22.649
13	10:04:23.536	1:03.700	18.768	22.249	22.683
14	10:05:27.409	1:03.873	19.113	22.282	22.478
p15	10:06:50.037	1:22.628	18.942	24.649	

(48) Alx Danielsson

1	9:47:10.871	1:14.520	23.015	26.934	24.571
2	9:48:17.246	1:06.375	20.039	22.868	23.468
3	9:49:21.591	1:04.345	19.427	22.167	22.751
4	9:50:25.388	1:03.797	19.357	21.683	22.757
5	9:51:29.646	1:04.258	19.420	21.872	22.966
6	9:52:33.907	1:04.261	19.588	21.830	22.843
p7	9:53:47.058	1:13.151	19.755	22.404	
8	9:58:04.476	4:17.418	3:27.186	22.670	23.002
9	9:59:08.169	1:03.693	19.214	21.698	22.781
p10	10:00:20.670	1:12.501	18.751	22.165	
11	10:05:33.343	5:12.673	4:25.815	22.584	22.626
12	10:06:36.514	1:03.171	18.764	21.729	22.678
13	10:07:39.626	1:03.112	18.625	21.541	22.946
14	10:08:43.139	1:03.513	18.607	22.481	22.425
15	10:09:47.094	1:03.955	18.565	22.263	23.127
16	10:10:49.854	1:02.760	18.519	21.869	22.372

(66) Marius Fjeld

1	9:42:58.215	1:09.100	20.670	24.038	24.392
2	9:44:06.895	1:08.680	19.627	24.189	24.864
3	9:45:13.800	1:06.905	19.656	23.867	23.382
4	9:46:17.871	1:04.071	18.886	22.271	22.914
5	9:47:22.270	1:04.399	18.892	22.058	23.449
6	9:48:25.107	1:02.837	18.381	21.739	22.717
p7	9:49:44.217	1:19.110	18.629	30.571	
8	9:52:20.017	2:35.800	1:48.991	22.879	22.804
9	9:53:23.678	1:03.661	18.776	22.049	22.836
10	9:54:27.023	1:03.345	18.622	22.087	22.636
p11	9:55:39.168	1:12.145	18.683	23.299	
12	10:02:05.167	6:25.999	5:37.087	22.743	25.179
13	10:03:15.211	1:10.044	19.628	23.044	27.372
p14	10:04:35.257	1:20.046	20.563	26.383	

(96) Marcus Palmér

1	9:43:01.293	1:07.658	20.809	23.545	23.304
2	9:44:07.693	1:06.400	19.513	23.619	23.268
3	9:45:11.438	1:03.745	19.217	22.224	22.304
4	9:46:14.358	1:02.920	18.143	21.597	23.180
5	9:47:19.500	1:05.142	18.320	24.404	22.418
6	9:48:23.868	1:04.368	18.693	21.811	23.864
p7	9:49:35.477	1:11.609	18.701	21.556	
8	9:53:13.465	3:37.988	2:52.409	21.684	22.199

STCC Knutstorp

Camaro Cup

Ring Knutstorp 2,070 Km

Test

18.05.2012 09:40

Practice (30:00 Time) started at 9:40:02

Lap	Time of Day	Lap Tm	S1 Tm	S2 Tm	S3 Tm
p9	9:54:23.906	1:10.441	18.527	21.386	
(11) Frederick Bylund					
1	9:42:34.374	1:09.408	21.633	23.715	24.060
2	9:43:41.989	1:07.615	19.673	22.865	25.077
3	9:44:46.055	1:04.066	18.929	22.060	23.077
4	9:45:49.819	1:03.764	18.703	21.931	23.130
5	9:46:53.263	1:03.444	19.045	21.945	22.454
6	9:47:59.949	1:06.686	19.611	24.263	22.812
p7	9:49:16.284	1:16.335	19.048	23.673	
8	9:53:41.957	4:25.673	3:37.002	23.611	23.397
9	9:54:46.194	1:04.237	19.463	22.064	22.710
10	9:55:50.250	1:04.056	18.796	22.445	22.815
11	9:56:53.273	1:03.023	18.749	21.831	22.443
12	9:57:57.029	1:03.756	18.738	21.955	23.063
13	9:59:00.170	1:03.141	19.113	21.493	22.535
14	10:00:03.532	1:03.362	18.495	21.988	22.879
p15	10:01:14.604	1:11.072	18.887	22.520	
16	10:03:53.020	2:38.416	1:48.723	23.944	24.882
17	10:04:57.670	1:04.650	19.809	22.018	22.823
p18	10:06:10.555	1:12.885	18.941	21.981	
19	10:08:40.464	2:29.909	1:43.242	21.894	22.749
20	10:09:44.146	1:03.682	18.856	22.366	22.460
21	10:10:58.353	1:14.207	18.863	22.157	33.187

(4) Hampus Lindkvist

1	9:42:52.975	1:08.751	20.975	24.174	23.602
2	9:44:01.784	1:08.809	20.676	25.018	23.115
3	9:45:06.428	1:04.644	19.354	22.210	23.080
p4	9:46:17.569	1:11.141	18.986	21.902	
5	9:50:11.194	3:53.625	3:06.895	22.832	22.758
6	9:51:17.751	1:06.557	18.822	24.462	23.273
7	9:52:21.014	1:03.263	18.481	22.261	22.521
8	9:53:24.306	1:03.292	18.566	21.768	22.958
9	9:54:27.699	1:03.393	18.573	22.038	22.782
10	9:55:31.132	1:03.433	18.684	21.750	22.999
11	9:56:34.272	1:03.140	18.542	21.913	22.685
p12	9:57:46.328	1:12.056	19.204	22.326	
13	10:02:45.799	4:59.471	4:08.518	23.091	26.881
14	10:03:50.820	1:05.021	19.171	22.727	23.123
p15	10:05:02.342	1:11.522	18.551	22.337	
16	10:07:37.660	2:35.318	1:49.215	22.446	22.683
17	10:08:42.829	1:05.169	19.140	23.218	22.811
18	10:09:52.282	1:09.453	19.749	23.223	26.481
19	10:11:12.189	1:19.907	18.955	25.362	35.590

(77) Michael Wärm

1	9:42:59.337	1:15.406	22.771	27.836	24.799
2	9:44:11.934	1:12.597	20.754	25.587	26.256
3	9:45:19.218	1:07.284	19.594	24.365	23.325
4	9:46:24.844	1:05.626	19.517	22.850	23.259
p5	9:47:40.066	1:15.222	19.071	22.569	
6	9:52:04.383	4:24.317	3:33.414	26.041	23.362
7	9:53:12.493	1:08.110	21.575	23.446	23.089
8	9:54:18.843	1:06.350	20.019	23.300	23.031
9	9:55:23.967	1:05.124	20.175	22.068	22.881
10	9:56:27.920	1:03.953	19.355	21.901	22.697
11	9:57:31.563	1:03.643	18.941	22.001	22.701
12	9:58:38.665	1:07.102	18.711	25.196	23.195
13	9:59:44.705	1:06.040	19.547	23.442	23.051
14	10:00:49.748	1:05.043	18.950	23.097	22.996
15	10:01:55.854	1:06.106	21.227	22.084	22.795
p16	10:03:16.926	1:21.072	19.859	25.103	
17	10:06:41.412	3:24.486	2:32.804	25.891	24.716
18	10:07:51.941	1:10.529	20.869	26.371	23.289
19	10:08:56.369	1:04.428	19.275	22.228	22.925

Lap	Time of Day	Lap Tm	S1 Tm	S2 Tm	S3 Tm
20	10:10:00.024	1:03.655	18.858	22.007	22.790
21	10:11:03.423	1:03.399	18.808	21.934	22.657

(86) Fredric Magnuson

1	9:43:00.890	1:07.707	20.818	23.543	23.346
2	9:44:07.321	1:06.431	19.601	23.425	23.405
3	9:45:12.883	1:05.562	19.924	22.513	23.125
4	9:46:17.067	1:04.184	18.982	22.306	22.896
5	9:47:21.936	1:04.869	19.074	22.243	23.552
6	9:48:26.070	1:04.134	19.061	22.289	22.784
7	9:49:31.325	1:05.255	19.334	23.162	22.759
p8	9:50:41.386	1:10.061	18.690	22.063	
9	9:53:49.323	3:07.937	2:21.431	22.554	22.880
10	9:54:52.992	1:03.669	18.762	22.078	22.829

(58) Ronny Vestengen

1	9:42:45.184	1:12.817	22.403	26.006	24.408
2	9:43:51.742	1:06.558	19.787	23.113	23.658
3	9:44:58.006	1:06.264	19.362	23.560	23.342
4	9:46:03.198	1:05.192	19.215	22.297	23.680
5	9:47:08.683	1:05.485	19.815	22.466	23.204
6	9:48:13.927	1:05.244	18.918	22.480	23.846
7	9:49:18.992	1:05.065	19.349	22.301	23.415
8	9:50:23.509	1:04.517	19.037	22.188	23.292
9	9:51:33.895	1:10.386	22.002	24.869	23.515
10	9:52:41.832	1:07.937	19.544	23.447	24.946
11	9:53:46.986	1:05.154	19.176	22.729	23.249
p12	9:55:11.334	1:24.348	19.738	24.652	
13	9:58:54.663	3:43.329	2:47.376	23.310	24.294
14	10:00:00.318	1:05.655	19.282	22.732	23.641
15	10:01:05.241	1:04.923	19.299	22.407	23.217
16	10:02:10.872	1:05.631	19.042	22.511	24.078
17	10:03:16.878	1:06.006	20.042	22.472	23.492
18	10:04:22.552	1:05.674	19.435	22.791	23.448
19	10:05:28.714	1:06.162	19.666	23.424	23.072
20	10:06:34.060	1:05.346	19.489	22.613	23.244
21	10:07:39.544	1:05.484	19.505	22.498	23.481
22	10:08:45.555	1:06.011	20.369	22.351	23.291
23	10:09:51.333	1:05.778	19.420	22.189	24.169
24	10:10:57.056	1:05.723	19.108	22.807	23.808

(88) Anssi-Jukka Kasi

1	9:43:25.345	1:11.702	20.847	26.179	24.676
2	9:44:32.141	1:06.796	19.818	23.362	23.616
3	9:45:43.161	1:11.020	20.674	23.803	26.543
4	9:46:50.350	1:07.189	19.501	22.756	24.932
5	9:47:59.077	1:08.727	19.822	23.168	25.737
6	9:49:06.909	1:07.832	19.536	23.459	24.837
7	9:50:12.512	1:05.603	19.517	22.911	23.175
8	9:51:19.710	1:07.198	19.208	23.726	24.264
p9	9:52:36.564	1:16.854	19.465	22.453	
10	10:01:00.862	8:24.298	7:34.554	23.890	23.293
11	10:02:07.253	1:06.391	19.581	23.305	23.505
12	10:03:13.538	1:06.285	19.455	21.904	24.926
13	10:04:18.335	1:04.797	19.323	21.722	23.752
14	10:05:23.335	1:05.000	19.685	22.184	23.131
15	10:06:28.144	1:04.809	19.574	22.025	23.210
16	10:07:33.955	1:05.811	19.638	22.974	23.199
17	10:08:38.987	1:05.032	19.829	22.209	22.994
p18	10:10:04.750	1:25.763	19.847	25.857	

(42) Bjarne Nordal

1	9:42:51.129	1:18.079	22.778	27.674	27.627
2	9:44:05.377	1:14.248	21.639	27.631	24.978
3	9:45:16.027	1:10.650	19.658	24.256	26.736
4	9:46:24.382	1:08.355	21.259	23.246	23.850





STCC Knutstorp

Camaro Cup

Ring Knutstorp 2,070 Km

Test

18.05.2012 09:40

Practice (30:00 Time) started at 9:40:02

Lap	Time of Day	Lap Tm	S1 Tm	S2 Tm	S3 Tm	Lap	Time of Day	Lap Tm	S1 Tm	S2 Tm	S3 Tm
5	9:47:32.563	1:08.181	20.545	23.584	24.052						
6	9:48:39.359	1:06.796	19.457	23.468	23.871						
7	9:49:46.519	1:07.160	19.655	23.667	23.838						
8	9:51:21.931	1:35.412	19.816	50.444	25.152						
p9	9:52:54.013	1:32.082	23.548	27.137							
10	9:55:51.979	2:57.966	2:06.090	23.872	24.823						
11	9:56:57.932	1:05.953	19.193	23.050	23.710						
12	9:58:02.990	1:05.058	19.264	22.417	23.377						
13	9:59:08.038	1:05.048	19.267	22.405	23.376						
14	10:00:15.406	1:07.368	20.250	22.502	24.616						
15	10:01:21.100	1:05.694	19.802	22.543	23.349						
16	10:02:27.783	1:06.683	19.108	23.597	23.978						
17	10:03:35.058	1:07.275	20.926	22.637	23.712						
18	10:04:40.367	1:05.309	19.026	22.565	23.718						
p19	10:05:55.774	1:15.407	18.775	23.426							
20	10:08:46.840	2:51.066	1:58.712	26.513	23.968						
21	10:09:53.836	1:06.996	19.157	23.128	24.711						
22	10:10:59.080	1:05.244	19.469	22.645	23.130						

(99) Bill Berggren

1	9:58:55.497	1:14.531	22.042	26.393	26.096
2	10:00:04.946	1:09.449	20.718	24.085	24.646
3	10:01:15.830	1:10.884	20.885	23.648	26.351
4	10:02:27.305	1:11.475	23.036	23.318	25.121
5	10:03:36.809	1:09.504	22.276	23.511	23.717
6	10:04:46.628	1:09.819	21.904	23.781	24.134
7	10:05:55.912	1:09.284	21.197	23.825	24.262
8	10:07:07.784	1:11.872	23.200	24.171	24.501
9	10:08:22.026	1:14.242	21.393	26.725	26.124
10	10:09:30.286	1:08.260	21.926	23.030	23.304
11	10:10:38.731	1:08.445	20.915	23.776	23.754

(27) Felix Körling

1	9:42:50.157	1:19.344	23.660	28.408	27.276
2	9:44:11.724	1:21.567	22.198	30.949	28.420
3	9:45:26.287	1:14.563	22.755	25.533	26.275
4	9:46:41.868	1:15.581	22.293	27.013	26.275
5	9:47:55.546	1:13.678	21.352	24.689	27.637
6	9:49:06.780	1:11.234	21.066	24.895	25.273
7	9:50:17.886	1:11.106	21.550	24.504	25.052
8	9:51:29.266	1:11.380	20.788	24.840	25.752
9	9:52:43.380	1:14.114	21.851	26.066	26.197
10	9:53:55.187	1:11.807	21.870	24.558	25.379
11	9:55:05.188	1:10.001	20.616	24.183	25.202
12	9:56:16.304	1:11.116	20.966	25.104	25.046
13	9:57:26.500	1:10.196	20.605	24.203	25.388
14	9:58:36.895	1:10.395	20.763	24.233	25.399
15	9:59:48.708	1:11.813	20.959	25.054	25.800
16	10:00:59.185	1:10.477	20.574	24.490	25.413
17	10:02:10.548	1:11.363	20.885	25.279	25.199
18	10:03:23.272	1:12.724	21.369	25.692	25.663
19	10:04:33.727	1:10.455	20.511	24.251	25.693
20	10:05:44.675	1:10.948	20.671	24.825	25.452
21	10:06:55.463	1:10.788	20.642	24.734	25.412
22	10:08:08.289	1:12.826	20.790	25.886	26.150
23	10:09:20.415	1:12.126	21.195	25.285	25.646
24	10:10:32.087	1:11.672	20.484	25.385	25.803



STCC Knutstorp

Camaro Cup

Ring Knutstorp 2,070 Km

Qualifying

18.05.2012 15:05

Qualifying (25:00 Time) started at 15:05:02

Pos	No.	Name	Entrant	Make	Nat./Club	Laps	Best Tm	Diff In Lap	km/h
1	1	Tobias Brink		Chevrolet Camaro	SWE-SMK Hörby	10	1:00.544		123,084
2	34	Jens Edman	Bryntesson MotorSport	Chevrolet Camaro	SWE-Tjust MK	6	1:00.655	0.111	122,859
3	60	Dennis Lind	Memphis Racing	Chevrolet Camaro	DEN-85	11	1:00.822	0.278	122,521
4	6	Alexander Graff		Chevrolet Camaro	SWE-SSK	10	1:00.977	0.433	122,210
5	47	Fredrik Ros	Emeren.com	Chevrolet Camaro	SWE-SMK Sundsvall	16	1:00.978	0.434	122,208
6	83	Patric Sundel	Team X3M	Chevrolet Camaro	SWE-Hyllinge MS	12	1:01.388	0.844	121,392
7	96	Marcus Palmér	Palmér & Co	Chevrolet Camaro	SWE-KAK	19	1:01.454	0.910	121,261
8	19	Anders Brofalk	HD Bil.Se Brings Racing	Chevrolet Camaro	SWE-Kocktorp MK	15	1:01.556	1.012	121,060
9	7	Ted Brink		Chevrolet Camaro	SWE-SMK Hörby	15	1:01.619	1.075	120,937
10	4	Hampus Lindkvist	Memphis Racing	Chevrolet Camaro	SWE-Rättvik Racing Kli	11	1:01.649	1.105	120,878
11	64	Marcus Larsson	HD Bil.Se Brings Racing J	Chevrolet Camaro	SWE-Göteborg MF	16	1:01.692	1.148	120,794
12	16	Jocke Mangs	HD Bil.Se Brings Racing	Chevrolet Camaro	SWE-KAK	10	1:01.716	1.172	120,747
13	30	Jari Nurminen		Chevrolet Camaro	FIN-UAU	9	1:01.760	1.216	120,661
14	48	Alx Danielsson	Memphis Racing	Chevrolet Camaro	SWE-KAK	9	1:01.774	1.230	120,633
15	66	Marius Fjeld		Chevrolet Camaro	NOR-KNA Solør Motors	15	1:01.777	1.233	120,627
16	21	Daniel Ivarsson		Chevrolet Camaro	SWE-Hyllinge MS	17	1:01.820	1.276	120,544
17	77	Michael Wärn	Memphis Racing	Chevrolet Camaro	SWE-Karlskoga MF	16	1:01.909	1.365	120,370
18	10	Stefan Pettersson	Steber Racing	Chevrolet Camaro	SWE-Gestrike Racing T	12	1:02.102	1.558	119,996
19	98	Stein Frederic Akre		Chevrolet Camaro	NOR-MK Ratten	16	1:02.159	1.615	119,886
20	73	Stefan Jacobsson		Chevrolet Camaro	SWE-Järfälla MK	20	1:02.327	1.783	119,563
21	86	Fredric Magnuson		Chevrolet Camaro	SWE-Jämtlands MK	18	1:02.402	1.858	119,419
22	31	Tony Leivo		Chevrolet Camaro	FIN-AAU	14	1:02.444	1.900	119,339
23	95	Mikael Eklund	Team Nya Åkeriet Örebro	Chevrolet Camaro	SWE-Karlskoga MF	16	1:02.572	2.028	119,095
24	11	Frederick Bylund	Bylund Motorsport	Chevrolet Camaro	SWE-Kolsva MS	19	1:02.640	2.096	118,966
25	58	Ronny Vestengen		Chevrolet Camaro	NOR-	19	1:03.029	2.485	118,231
26	99	Bill Berggren		Chevrolet Camaro	SWE-SSK	4	1:03.205	2.661	117,902
27	88	Anssi-Jukka Kasi		Chevrolet Camaro	FIN-VAU	15	1:03.837	3.293	116,735
28	42	Bjarne Nordal		Chevrolet Camaro	NOR-KNA Varna	13	1:04.686	4.142	115,203
Not classified (110% = 1:06.598)									
	27	Felix Körling	Bylund Motorsport	Chevrolet Camaro	SWE-SSK	8	1:08.030	7.486	109,540

Announcements

Weather: sunny 16 degrees, dry track

These results are provisional until the conclusion of any judicial and technical matters

STCC Knutstorp

Camaro Cup

Ring Knutstorp 2,070 Km

Qualifying

18.05.2012 15:05

Qualifying (25:00 Time) started at 15:05:02

Lap	Time of Day	Lap Tm	S1 Tm	S2 Tm	S3 Tm
(1) Tobias Brink					
1	15:07:46.437	1:01.923	18.579	21.269	22.075
2	15:09:01.524	1:15.087	21.682	27.353	26.052
3	15:10:04.284	1:02.760	18.168	21.155	23.437
4	15:11:04.828	1:00.544	17.962	20.834	21.748
5	15:12:05.966	1:01.138	17.935	21.013	22.190
p6	15:13:23.594	1:17.628	18.948	25.499	
7	15:27:16.469	13:52.875	13:00.517	28.038	23.126
8	15:28:35.781	1:19.312	23.368	28.981	26.963
9	15:29:49.299	1:13.518	26.042	24.295	23.181
p10	15:30:58.697	1:09.398	18.247	20.828	

(34) Jens Edman					
1	15:07:42.724	1:07.732	20.700	22.963	24.069
2	15:08:49.240	1:06.516	18.303	22.183	26.030
3	15:09:50.622	1:01.382	18.412	21.061	21.909
4	15:10:51.277	1:00.655	17.988	20.909	21.758
5	15:11:52.331	1:01.054	18.047	21.038	21.969
p6	15:13:08.999	1:16.668	20.609	25.267	

(60) Dennis Lind					
1	15:08:07.826	1:07.314	19.418	23.601	24.295
2	15:09:12.872	1:05.046	18.434	23.549	23.063
3	15:10:15.114	1:02.242	18.379	21.934	21.929
4	15:11:17.413	1:02.299	18.222	21.488	22.589
p5	15:12:36.050	1:18.637	21.038	25.033	
6	15:16:34.208	3:58.158		22.223	22.549
7	15:17:35.446	1:01.238	18.206	21.029	22.003
8	15:18:36.339	1:00.893	18.194	21.011	21.688
9	15:19:37.161	1:00.822	18.055	21.020	21.747
10	15:20:38.396	1:01.235	18.255	21.125	21.855
p11	15:22:01.540	1:23.144	21.680	26.126	

(6) Alexander Graff					
1	15:07:56.670	1:09.259	22.064	24.282	22.913
2	15:09:00.355	1:03.685	18.328	23.074	22.283
3	15:10:01.332	1:00.977	18.180	20.940	21.857
4	15:11:02.652	1:01.320	18.168	21.254	21.898
5	15:12:16.959	1:14.307	21.296	28.078	24.933
p6	15:13:31.134	1:14.175	19.138	23.380	
7	15:26:48.200	13:17.066		23.298	22.355
8	15:27:50.174	1:01.974	18.429	21.561	21.984
9	15:28:51.826	1:01.652	18.329	21.442	21.881
p10	15:30:18.002	1:26.176	20.264	29.980	

(47) Fredrik Ros					
1	15:07:53.517	1:04.721	20.134	22.192	22.395
2	15:08:59.161	1:05.644	18.727	23.528	23.389
3	15:10:02.959	1:03.798	18.476	22.633	22.689
4	15:11:04.205	1:01.246	18.469	20.926	21.851
p5	15:12:12.350	1:08.145	18.189	20.888	
6	15:14:39.188	2:26.838	1:42.758	21.180	21.879
7	15:15:40.404	1:01.216	18.311	20.985	21.920
8	15:16:41.598	1:01.194	18.305	20.896	21.993
9	15:17:46.461	1:04.863	19.342	23.106	22.415
10	15:18:47.922	1:01.461	18.235	21.260	21.966
p11	15:19:57.402	1:09.480	18.238	21.262	
12	15:24:57.044	4:59.642		21.785	23.345
13	15:26:02.547	1:05.503	20.748	22.335	22.420
14	15:27:03.960	1:01.413	18.371	21.108	21.934
15	15:28:04.938	1:00.978	18.115	20.971	21.892
p16	15:29:16.508	1:11.570	18.179	21.269	

(83) Patric Sundel					
1	15:08:21.383	1:10.671	21.549	24.155	24.967

Lap	Time of Day	Lap Tm	S1 Tm	S2 Tm	S3 Tm
2	15:09:27.313	1:05.930	19.167	21.894	24.869
3	15:10:30.546	1:03.233	19.014	21.485	22.734
p4	15:11:41.807	1:11.261	18.933	23.023	
5	15:15:44.202	4:02.395		21.999	22.723
6	15:16:46.295	1:02.093	18.536	21.234	22.323
7	15:17:48.065	1:01.770	18.372	21.188	22.210
8	15:18:49.946	1:01.881	18.295	21.408	22.178
9	15:19:56.458	1:06.512	19.317	24.094	23.101
10	15:20:58.509	1:02.051	18.352	21.082	22.617
11	15:21:59.897	1:01.388	18.345	20.960	22.083
p12	15:23:14.810	1:14.913	18.742	25.552	

(96) Marcus Palmér					
1	15:07:35.769	1:09.690	21.582	24.093	24.015
2	15:08:41.475	1:05.706	20.049	22.940	22.717
3	15:09:43.966	1:02.491	18.343	21.868	22.280
4	15:10:46.787	1:02.821	18.391	21.355	23.075
5	15:11:48.663	1:01.876	18.200	21.353	22.323
p6	15:13:04.420	1:15.757	18.552	25.903	
7	15:17:47.080	4:42.660	3:54.945	23.077	23.438
8	15:18:49.251	1:02.171	18.404	21.483	22.284
9	15:19:50.978	1:01.727	18.270	21.355	22.102
10	15:20:52.810	1:01.832	18.057	21.436	22.339
11	15:21:58.668	1:05.858	18.180	24.329	23.349
12	15:23:09.243	1:10.575	18.091	30.058	22.426
13	15:24:10.697	1:01.454	18.063	21.231	22.160
14	15:25:15.337	1:04.640	18.142	21.457	25.041
15	15:26:20.425	1:05.088	20.383	22.309	22.396
16	15:27:22.124	1:01.699	18.146	21.349	22.204
17	15:28:25.971	1:03.847	18.354	22.395	23.098
18	15:29:31.847	1:05.876	18.094	24.353	23.429
19	15:30:33.978	1:02.131	18.494	21.418	22.219

(19) Anders Brofalk					
1	15:08:09.053	1:09.226	21.303	24.111	23.812
2	15:09:13.378	1:04.325	18.665	22.704	22.956
3	15:10:30.062	1:16.684	25.449	27.630	23.605
4	15:11:33.476	1:03.414	18.399	22.036	22.979
5	15:12:35.226	1:01.750	18.283	21.239	22.228
6	15:13:39.473	1:04.247	18.603	22.609	23.035
p7	15:14:50.912	1:11.439	18.411	21.576	
8	15:19:22.682	4:31.770		23.263	23.744
9	15:20:27.166	1:04.484	19.670	21.833	22.981
10	15:21:30.291	1:03.125	18.514	21.919	22.692
11	15:22:31.847	1:01.556	18.334	21.092	22.130
12	15:23:35.539	1:03.692	18.083	21.935	23.674
13	15:24:37.223	1:01.684	18.251	21.296	22.137
14	15:25:58.198	1:20.975	35.193	23.053	22.729
p15	15:27:07.571	1:09.373	18.226	21.491	

(7) Ted Brink					
1	15:07:44.258	1:07.190	21.293	22.627	23.270
2	15:09:06.936	1:22.678	18.392	37.366	26.920
3	15:10:08.561	1:01.625	18.398	21.278	21.949
4	15:11:10.210	1:01.649	18.484	21.230	21.935
5	15:12:11.841	1:01.631	18.314	21.356	21.961
p6	15:13:27.546	1:15.705	18.239	23.079	
7	15:22:21.299	8:53.753		24.990	24.168
8	15:23:22.986	1:01.687	18.466	21.294	21.927
9	15:24:26.595	1:03.609	18.117	22.850	22.642
10	15:25:30.102	1:03.507	18.235	21.945	23.327
11	15:26:31.721	1:01.619	18.224	21.391	22.004
12	15:27:45.614	1:13.893	18.297	29.240	26.356
13	15:28:47.540	1:01.926	18.291	21.544	22.091
14	15:29:50.111	1:02.571	18.261	22.209	22.101
15	15:31:00.204	1:10.093	18.313	21.699	30.081

STCC Knutstorp

Camaro Cup

Ring Knutstorp 2,070 Km

Qualifying

18.05.2012 15:05

Qualifying (25:00 Time) started at 15:05:02

Lap	Time of Day	Lap Tm	S1 Tm	S2 Tm	S3 Tm
(4) Hampus Lindkvist					
1	15:08:20.632	1:13.000	19.351	24.536	29.113
2	15:09:29.732	1:09.100	19.307	21.976	27.817
3	15:10:39.130	1:09.398	22.815	23.380	23.203
4	15:11:41.938	1:02.808	18.697	21.619	22.492
5	15:12:47.739	1:05.801	19.637	23.296	22.868
p6	15:13:58.918	1:11.179	18.432	22.779	
7	15:16:48.526	2:49.608		21.740	22.769
8	15:17:50.475	1:01.949	18.319	21.390	22.240
9	15:18:52.124	1:01.649	18.198	21.197	22.254
10	15:19:54.565	1:02.441	18.338	21.719	22.384
p11	15:21:04.644	1:10.079	18.243	21.581	

(64) Marcus Larsson					
1	15:07:36.882	1:11.121	21.396	23.545	26.180
2	15:08:42.813	1:05.931	20.322	22.926	22.683
3	15:09:45.058	1:02.245	18.437	21.691	22.117
4	15:10:47.249	1:02.191	18.373	21.324	22.494
5	15:11:49.345	1:02.096	18.406	21.311	22.379
p6	15:13:06.178	1:16.833	18.901	25.827	
7	15:18:48.957	5:42.779		22.673	22.381
8	15:19:52.068	1:03.111	19.376	21.559	22.176
9	15:20:54.081	1:02.013	18.253	21.435	22.325
10	15:21:56.832	1:02.751	18.232	22.277	22.242
11	15:22:58.587	1:01.755	18.180	21.485	22.090
12	15:24:00.613	1:02.026	18.176	21.575	22.275
13	15:25:02.305	1:01.692	18.210	21.199	22.283
14	15:26:05.409	1:03.104	18.799	22.009	22.296
15	15:27:07.527	1:02.118	18.314	21.585	22.219
p16	15:28:20.150	1:12.623	20.171	23.085	

(16) Jocke Mangs					
1	15:08:04.955	1:07.102	21.139	23.242	22.721
2	15:09:26.662	1:21.707	20.881	30.582	30.244
3	15:10:49.727	1:23.065	26.729	28.694	27.642
4	15:11:51.917	1:02.190	18.523	21.319	22.348
5	15:13:00.542	1:08.625	19.015	26.626	22.984
6	15:14:02.388	1:01.846	18.418	21.153	22.275
7	15:15:04.104	1:01.716	18.417	21.131	22.168
p8	15:16:14.563	1:10.459	20.222	23.283	
9	15:29:31.553	13:16.990		25.976	24.246
10	15:30:33.375	1:01.822	18.288	21.253	22.281

(30) Jari Nurminen					
1	15:08:06.254	1:07.728	20.880	23.754	23.094
2	15:09:10.152	1:03.898	18.982	22.023	22.893
3	15:10:12.520	1:02.368	18.556	21.467	22.345
4	15:11:14.776	1:02.256	18.297	21.606	22.353
p5	15:12:34.449	1:19.673	21.144	24.970	
6	15:18:59.837	6:25.388	5:39.430	22.254	22.401
7	15:20:01.813	1:01.976	18.239	21.514	22.223
8	15:21:03.573	1:01.760	18.169	21.253	22.338
p9	15:22:17.563	1:13.990	18.198	21.644	

(48) Alx Danielsson					
1	15:08:16.371	1:11.740	20.209	24.469	27.062
2	15:09:19.893	1:03.522	19.118	21.667	22.737
3	15:10:23.487	1:03.594	18.529	21.527	23.538
4	15:11:25.587	1:02.100	18.470	21.469	22.161
p5	15:12:40.918	1:15.331	18.275	21.413	
6	15:19:32.713	6:51.795	5:58.195	23.098	28.733
7	15:20:34.799	1:02.086	18.567	21.333	22.186
8	15:21:36.573	1:01.774	18.289	21.312	22.173
9	15:22:50.588	1:14.015	22.894	27.191	23.930

Lap	Time of Day	Lap Tm	S1 Tm	S2 Tm	S3 Tm
(66) Marius Fjeld					
1	15:08:16.776	1:11.625	20.315	24.262	27.048
2	15:09:21.135	1:04.359	19.154	22.123	23.082
3	15:10:25.164	1:04.029	18.734	22.722	22.573
4	15:11:40.773	1:15.609	20.385	27.455	27.769
5	15:12:50.225	1:09.452	20.433	24.495	24.524
6	15:13:54.729	1:04.504	18.380	21.985	24.139
7	15:14:58.366	1:03.637	18.654	22.538	22.445
8	15:16:00.143	1:01.777	18.195	21.456	22.126
p9	15:17:16.893	1:16.750	18.707	22.905	
10	15:19:48.378	2:31.485		21.694	22.596
11	15:20:52.508	1:04.130	18.543	23.073	22.514
12	15:21:54.913	1:02.405	18.113	22.059	22.233
13	15:22:56.709	1:01.796	18.142	21.496	22.158
14	15:23:58.847	1:02.138	18.171	21.559	22.408
p15	15:25:21.728	1:22.881	21.804	25.864	

(21) Daniel Ivarsson					
1	15:08:09.613	1:09.373	21.287	24.096	23.990
2	15:09:13.877	1:04.264	18.809	22.909	22.546
3	15:10:20.598	1:06.721	21.281	22.093	23.347
4	15:11:22.481	1:01.883	18.404	21.270	22.209
5	15:12:25.203	1:02.722	18.212	21.939	22.571
6	15:13:27.402	1:02.199	18.415	21.635	22.149
7	15:14:32.031	1:04.629	18.423	23.474	22.732
8	15:15:33.983	1:01.952	18.537	21.377	22.038
p9	15:16:47.107	1:13.124	18.492	23.437	
10	15:19:57.043	3:09.936		22.175	22.548
11	15:20:59.983	1:02.940	19.006	21.498	22.436
12	15:22:01.803	1:01.820	18.237	21.400	22.183
13	15:23:05.179	1:03.376	18.251	22.747	22.378
14	15:24:07.927	1:02.748	18.548	21.907	22.293
15	15:25:14.256	1:06.329	18.296	21.352	26.681
16	15:26:18.280	1:04.024	19.529	22.068	22.427
p17	15:27:32.653	1:14.373	18.532	21.836	

(77) Michael Wärm					
1	15:07:57.543	1:07.727	21.131	23.458	23.138
2	15:09:02.469	1:04.926	18.487	23.489	22.950
3	15:10:05.148	1:02.679	18.503	21.611	22.565
4	15:11:07.057	1:01.909	18.342	21.431	22.136
p5	15:12:20.100	1:13.043	19.365	22.154	
6	15:15:48.796	3:28.696		22.675	22.375
7	15:16:52.456	1:03.660	18.501	21.751	23.408
8	15:17:54.711	1:02.255	18.460	21.491	22.304
9	15:18:56.834	1:02.123	18.433	21.356	22.334
10	15:19:59.150	1:02.316	18.493	21.474	22.349
11	15:21:01.746	1:02.596	18.538	21.685	22.373
p12	15:22:13.838	1:12.092	18.494	21.493	
13	15:26:52.495	4:38.657		24.518	22.666
14	15:27:55.483	1:02.988	18.464	21.858	22.666
15	15:28:57.645	1:02.162	18.298	21.493	22.371
p16	15:30:26.519	1:28.874	23.222	24.628	

(10) Stefan Pettersson					
1	15:08:28.913	1:06.565	20.337	23.353	22.875
2	15:09:31.307	1:02.394	18.438	21.502	22.454
3	15:10:34.133	1:02.826	18.790	21.677	22.359
4	15:11:37.013	1:02.880	18.379	21.652	22.849
5	15:12:41.128	1:04.115	19.224	22.593	22.298
6	15:13:45.385	1:04.257	18.567	23.064	22.626
7	15:14:48.278	1:02.893	18.498	21.902	22.493
8	15:15:50.380	1:02.102	18.339	21.445	22.318
p9	15:17:01.325	1:10.945	18.311	21.779	
10	15:21:15.015	4:13.690		22.249	22.421
11	15:22:17.546	1:02.531	18.456	21.820	22.255

STCC Knutstorp

Camaro Cup

Ring Knutstorp 2,070 Km

Qualifying

18.05.2012 15:05

Qualifying (25:00 Time) started at 15:05:02

Lap	Time of Day	Lap Tm	S1 Tm	S2 Tm	S3 Tm
p12	15:23:55.237	1:37.691	18.184	39.426	

(98) Stein Frederic Akre

p1	15:08:24.107	1:12.923	19.179	21.809	
2	15:10:17.949	1:53.842		22.270	22.408
3	15:11:20.108	1:02.159	18.852	21.356	21.951
4	15:12:23.810	1:03.702	18.797	22.727	22.178
5	15:13:26.227	1:02.417	18.383	22.054	21.980
p6	15:14:38.506	1:12.279	18.336	22.902	
p7	15:18:12.411	3:33.905		22.238	
8	15:19:47.100	1:34.689		21.686	25.611
9	15:20:53.295	1:06.195	19.494	24.519	22.182
10	15:21:59.050	1:05.755	18.100	24.327	23.328
11	15:23:01.810	1:02.760	17.985	22.711	22.064
12	15:24:04.055	1:02.245	18.108	21.882	22.255
13	15:25:06.649	1:02.594	18.217	22.179	22.198
p14	15:26:20.213	1:13.564	18.611	23.287	
15	15:29:06.900	2:46.687		22.879	26.003
p16	15:30:21.251	1:14.351	18.702	22.098	

(73) Stefan Jacobsson

1	15:08:10.136	1:08.423	20.280	24.267	23.876
2	15:09:14.761	1:04.625	19.140	22.661	22.824
3	15:10:21.592	1:06.831	20.869	22.301	23.661
4	15:11:24.644	1:03.052	18.625	21.881	22.546
5	15:12:28.621	1:03.977	18.545	21.525	23.907
6	15:13:40.865	1:12.244	27.240	22.414	22.590
7	15:14:44.022	1:03.157	18.612	21.922	22.623
8	15:15:47.248	1:03.226	18.722	22.056	22.448
p9	15:16:57.206	1:09.958	18.451	22.645	
10	15:20:28.708	3:31.502		21.769	22.438
11	15:21:32.351	1:03.643	19.243	21.848	22.552
12	15:22:35.338	1:02.987	18.439	21.674	22.874
13	15:23:39.223	1:03.885	18.374	22.028	23.483
14	15:24:41.550	1:02.327	18.336	21.644	22.347
15	15:25:45.155	1:03.605	18.451	22.724	22.430
16	15:26:49.214	1:04.059	18.731	22.489	22.839
17	15:27:52.374	1:03.160	18.414	21.959	22.787
18	15:28:55.464	1:03.090	18.529	21.706	22.855
19	15:29:58.934	1:03.470	18.431	22.197	22.842
20	15:31:02.455	1:03.521	18.463	21.956	23.102

(86) Fredric Magnuson

1	15:08:25.617	1:04.212	19.147	22.224	22.841
2	15:09:28.584	1:02.967	18.707	21.740	22.520
3	15:10:37.781	1:09.197	20.354	25.647	23.196
4	15:11:40.258	1:02.477	18.539	21.396	22.542
5	15:12:49.648	1:09.390	20.533	24.539	24.318
p6	15:14:04.069	1:14.421	18.322	22.100	
7	15:17:09.308	3:05.239		25.740	22.877
8	15:18:11.710	1:02.402	18.441	21.602	22.359
9	15:19:14.526	1:02.816	18.388	22.016	22.412
10	15:20:17.697	1:03.171	18.495	22.081	22.595
11	15:21:20.357	1:02.660	18.455	21.669	22.536
12	15:22:22.951	1:02.594	18.361	21.637	22.596
13	15:23:26.213	1:03.262	18.622	22.073	22.567
14	15:24:29.280	1:03.067	18.542	21.896	22.629
15	15:25:32.367	1:03.087	18.677	21.961	22.449
16	15:26:40.573	1:08.206	20.214	24.790	23.202
17	15:27:43.352	1:02.779	18.474	21.871	22.434
p18	15:28:58.790	1:15.438	19.789	25.152	

(31) Tony Leivo

1	15:08:33.212	1:04.648	19.219	22.509	22.920
2	15:09:36.174	1:02.962	18.769	21.810	22.383
3	15:10:39.899	1:03.725	18.565	22.709	22.451

Lap	Time of Day	Lap Tm	S1 Tm	S2 Tm	S3 Tm
4	15:11:42.343	1:02.444	18.560	21.518	22.366
p5	15:12:57.990	1:15.647	20.486	23.453	
6	15:19:19.330	6:21.340		24.606	25.421
7	15:20:22.123	1:02.793	18.562	21.688	22.543
8	15:21:25.327	1:03.204	18.384	21.857	22.963
9	15:22:28.454	1:03.127	18.788	21.951	22.388
10	15:23:36.071	1:07.617	18.589	22.376	26.652
11	15:24:39.444	1:03.373	19.293	21.908	22.172
p12	15:25:49.291	1:09.847	18.615	21.963	
13	15:29:18.678	3:29.387		22.399	23.360
14	15:30:22.291	1:03.613	18.675	22.174	22.764

(95) Mikael Eklund

1	15:08:12.104	1:10.636	21.915	23.788	24.933
2	15:09:15.527	1:03.423	18.837	21.907	22.679
p3	15:10:28.350	1:12.823	20.673	22.923	
4	15:13:03.368	2:35.018		24.876	22.942
5	15:14:06.892	1:03.524	18.477	22.088	22.959
6	15:15:09.985	1:03.093	18.646	21.782	22.665
7	15:16:16.997	1:07.012	19.793	23.252	23.967
8	15:17:20.388	1:03.391	18.843	21.835	22.713
9	15:18:23.924	1:03.536	18.760	21.950	22.826
10	15:19:27.491	1:03.567	18.721	22.073	22.773
p11	15:20:44.578	1:17.087	20.839	26.037	
12	15:26:14.876	5:30.298		23.480	22.729
13	15:27:20.499	1:05.623	18.400	22.367	24.856
14	15:28:23.237	1:02.738	18.470	21.794	22.474
15	15:29:27.639	1:04.402	18.531	23.103	22.768
16	15:30:30.211	1:02.572	18.394	21.675	22.503

(11) Frederick Bylund

1	15:07:45.506	1:05.955	20.276	22.652	23.027
2	15:08:51.242	1:05.736	18.631	24.344	22.761
3	15:09:55.469	1:04.227	18.664	22.536	23.027
4	15:10:58.599	1:03.130	18.623	21.896	22.611
5	15:12:01.326	1:02.727	18.501	21.699	22.527
p6	15:13:14.642	1:13.316	19.519	23.477	
7	15:16:11.247	2:56.605	2:09.526	22.963	23.107
8	15:17:14.457	1:03.210	18.724	21.727	22.759
9	15:18:17.164	1:02.707	18.525	21.608	22.574
10	15:19:23.874	1:06.710	18.948	23.650	24.112
11	15:20:27.965	1:04.091	18.949	22.026	23.116
12	15:21:31.125	1:03.160	18.633	21.915	22.612
13	15:22:33.765	1:02.640	18.467	21.718	22.455
14	15:23:39.147	1:05.382	18.370	22.753	24.259
p15	15:24:53.822	1:14.675	20.635	22.708	
16	15:27:18.094	2:24.272		21.806	23.958
17	15:28:21.090	1:02.996	18.722	21.785	22.489
18	15:29:27.633	1:06.543	18.832	22.850	24.861
19	15:30:35.874	1:08.241	23.843	21.822	22.576

(58) Ronny Vestengen

1	15:08:18.346	1:07.345	20.002	22.716	24.627
2	15:09:22.344	1:03.998	19.069	22.000	22.929
3	15:10:25.864	1:03.520	18.771	22.197	22.552
4	15:11:31.831	1:05.967	19.894	23.324	22.749
5	15:12:35.013	1:03.182	18.743	21.731	22.708
6	15:13:40.144	1:05.131	20.104	22.164	22.863
7	15:14:43.173	1:03.029	18.776	21.802	22.451
8	15:15:46.763	1:03.590	18.829	21.840	22.921
9	15:16:54.532	1:07.769	18.577	23.507	25.685
p10	15:18:09.876	1:15.344	18.875	22.145	
11	15:21:07.688	2:57.812		22.361	23.078
12	15:22:11.423	1:03.735	18.955	22.059	22.721
13	15:23:14.802	1:03.379	18.700	21.809	22.870
14	15:24:18.747	1:03.945	19.064	22.170	22.711

STCC Knutstorp

Camaro Cup

Ring Knutstorp 2,070 Km

Qualifying

18.05.2012 15:05

Qualifying (25:00 Time) started at 15:05:02

Lap	Time of Day	Lap Tm	S1 Tm	S2 Tm	S3 Tm	Lap	Time of Day	Lap Tm	S1 Tm	S2 Tm	S3 Tm
15	15:25:46.960	1:28.213	18.686	46.116	23.411						
16	15:26:51.339	1:04.379	19.047	22.484	22.848						
17	15:27:55.145	1:03.806	18.882	21.941	22.983						
18	15:28:59.359	1:04.214	19.190	22.251	22.773						
p19	15:30:16.263	1:16.904	19.380	22.233							
(99) Bill Berggren											
1	15:08:35.091	1:05.437	19.837	22.665	22.935						
2	15:09:40.378	1:05.287	19.190	23.018	23.079						
3	15:10:43.786	1:03.408	18.554	22.076	22.778						
4	15:11:46.991	1:03.205	19.014	21.586	22.605						
(88) Anssi-Jukka Kasi											
1	15:08:34.638	1:05.284	19.589	22.606	23.089						
p2	15:10:05.233	1:30.595	19.203	38.224							
3	15:12:44.147	2:38.914	1:51.640	22.444	23.532						
4	15:13:48.630	1:04.483	19.035	22.194	23.254						
5	15:14:52.951	1:04.321	19.038	22.076	23.207						
6	15:15:57.760	1:04.809	19.277	22.303	23.229						
p7	15:17:13.961	1:16.201	20.783	22.613							
8	15:21:34.979	4:21.018		22.869	23.192						
9	15:22:38.816	1:03.837	18.935	21.671	23.231						
10	15:23:43.298	1:04.482	19.094	21.910	23.478						
11	15:25:00.756	1:17.458	19.118	21.949	36.391						
12	15:26:06.975	1:06.219	20.083	22.996	23.140						
13	15:27:12.994	1:06.019	19.178	23.466	23.375						
14	15:28:17.611	1:04.617	19.302	22.090	23.225						
p15	15:29:45.026	1:27.415	21.321	29.503							
(42) Bjarne Nordal											
1	15:08:22.201	1:08.422	20.506	23.455	24.461						
2	15:09:27.755	1:05.554	19.356	22.728	23.470						
3	15:10:32.441	1:04.686	19.280	22.264	23.142						
4	15:11:38.238	1:05.797	18.777	22.309	24.711						
5	15:12:44.615	1:06.377	20.748	22.469	23.160						
p6	15:14:02.643	1:18.028	20.803	24.318							
7	15:16:59.348	2:56.705		22.977	24.342						
8	15:18:07.600	1:08.252	19.313	23.074	25.865						
9	15:19:13.557	1:05.957	19.577	22.602	23.778						
10	15:20:19.521	1:05.964	18.971	23.570	23.423						
11	15:21:25.164	1:05.643	19.314	22.572	23.757						
12	15:22:30.638	1:05.474	19.873	22.381	23.220						
p13	15:23:48.855	1:18.217	19.026	24.064							
(27) Felix Körling											
1	15:08:00.819	1:12.284	22.081	25.174	25.029						
2	15:09:12.123	1:11.304	20.863	25.246	25.195						
3	15:10:23.643	1:11.520	20.913	23.870	26.737						
4	15:11:34.948	1:11.305	21.440	24.796	25.069						
5	15:12:44.009	1:09.061	21.045	23.970	24.046						
6	15:13:52.039	1:08.030	20.612	23.326	24.092						
7	15:15:00.425	1:08.386	20.304	23.725	24.357						
p8	15:16:30.342	1:29.917	21.731	27.910							

STCC Knutstorp


Camaro Cup

Ring Knutstorp 2,070 Km

Startgrid Heat 1

19.05.2012 10:40

Race (20:00 or 18 Laps)



POLE POSITION

2	1	1
34 Jens Edman 1:00.655	1 Tobias Brink 1:00.544	1
4	3	2
6 Alexander Graff 1:00.977	60 Dennis Lind 1:00.822	2
6	5	3
83 Patric Sundel 1:01.388	47 Fredrik Ros 1:00.978	3
8	7	4
19 Anders Brofalk 1:01.556	96 Marcus Palmér 1:01.454	4
10	9	5
4 Hampus Lindkvist 1:01.649	7 Ted Brink 1:01.619	5
12	11	6
16 Jocke Mangs 1:01.716	64 Marcus Larsson 1:01.692	6
14	13	7
48 Alx Danielsson 1:01.774	30 Jari Nurminen 1:01.760	7
16	15	8
21 Daniel Ivarsson 1:01.820	66 Marius Fjeld 1:01.777	8
18	17	9
10 Stefan Pettersson 1:02.102	77 Michael Wörn 1:01.909	9
20	19	10
73 Stefan Jacobsson 1:02.327	98 Stein Frederic Akre 1:02.159	10
22	21	11
31 Tony Leivo 1:02.444	86 Fredric Magnuson 1:02.402	11
24	23	12
11 Frederick Bylund 1:02.640	95 Mikael Eklund 1:02.572	12
26	25	13
99 Bill Berggren 1:03.205	58 Ronny Vestengen 1:03.029	13
28	27	14
42 Bjarne Nordal 1:04.686	88 Anssi-Jukka Kasi 1:03.837	14



STCC Knutstorp

Camaro Cup

Ring Knutstorp 2,070 Km

Startgrid Heat 1

19.05.2012 10:40

Race (20:00 or 18 Laps)



29

27 Felix Körling
1:08.030

15



STCC Knutstorp

Camaro Cup

Ring Knutstorp 2,070 Km

Heat 1 -NEW-

19.05.2012 10:40

Race (20:00 or 18 Laps) started at 10:41:06

Pos	No.	Name	Entrant	Make	Nat./Club	Total Tm	Laps	Diff	Best Tm	Ø km/h
1	1	Tobias Brink		Chevrolet Camaro	SWE-SMK Hörby	20:13.489	18		1:00.617	110,537
2	34	Jens Edman	Bryntesson MotorSport	Chevrolet Camaro	SWE-Tjust MK	20:18.177	18	4.688	1:01.266	110,112
3	6	Alexander Graff		Chevrolet Camaro	SWE-SSK	20:18.577	18	5.088	1:01.125	110,076
4	47	Fredrik Ros	Emeren.com	Chevrolet Camaro	SWE-SMK Sundsvall	20:19.376	18	5.887	1:01.207	110,004
5	96	Marcus Palmér	Palmér & Co	Chevrolet Camaro	SWE-KAK	20:20.853	18	7.364	1:01.729	109,871
6	64	Marcus Larsson	HD Bil.Se Brings Racing JK Mot	Chevrolet Camaro	SWE-Göteborg MF	20:22.128	18	8.639	1:01.804	109,756
7	16	Jocke Mangs	HD Bil.Se Brings Racing	Chevrolet Camaro	SWE-KAK	20:22.435	18	8.946	1:01.734	109,729
8	7	Ted Brink		Chevrolet Camaro	SWE-SMK Hörby	20:22.926	18	9.437	1:01.724	109,684
9	19	Anders Brofalk	HD Bil.Se Brings Racing	Chevrolet Camaro	SWE-Kocktorp MK	20:23.623	18	10.134	1:01.704	109,622
10	98	Stein Frederic Akre		Chevrolet Camaro	NOR-MK Ratten	20:23.936	18	10.447	1:01.953	109,594
11	86	Fredric Magnuson		Chevrolet Camaro	SWE-Jämtlands MK	20:26.737	18	13.248	1:02.377	109,344
12	48	Alx Danielsson	Memphis Racing	Chevrolet Camaro	SWE-KAK	20:26.977	18	13.488	1:02.374	109,322
13	30	Jari Nurminen		Chevrolet Camaro	FIN-UAU	20:30.126	18	16.637	1:02.516	109,042
14	95	Mikael Eklund	Team Nya Åkeriet Örebro	Chevrolet Camaro	SWE-Karlskoga MF	20:30.646	18	17.157	1:02.621	108,996
15	77	Michael Wärn	Memphis Racing	Chevrolet Camaro	SWE-Karlskoga MF	20:31.234	18	17.745	1:02.171	108,944
16	11	Frederick Bylund	Bylund Motorsport	Chevrolet Camaro	SWE-Kolsva MS	20:33.540	18	20.051	1:02.679	108,741
17	10	Stefan Pettersson	Steber Racing	Chevrolet Camaro	SWE-Gestrike Racing T	20:34.439	18	20.950	1:02.629	108,662
18	58	Ronny Vestengen		Chevrolet Camaro	NOR-	20:35.657	18	22.168	1:02.847	108,554
19	73	Stefan Jacobsson		Chevrolet Camaro	SWE-Järfälla MK	20:36.212	18	22.723	1:02.517	108,506
20	88	Anssi-Jukka Kasi		Chevrolet Camaro	FIN-VAU	20:42.458	18	28.969	1:04.064	107,960
21	42	Bjarne Nordal		Chevrolet Camaro	NOR-KNA Värna	20:54.940	18	41.451	1:04.275	106,886
22	27	Felix Körling	Bylund Motorsport	Chevrolet Camaro	SWE-SSK	21:15.019	18	1:01.530	1:06.233	105,203
23	83	Patric Sundel	Team X3M	Chevrolet Camaro	SWE-Hyllinge MS	19:18.559	17	1 Lap	1:01.738	109,346
24	66	Marius Fjeld		Chevrolet Camaro	NOR-KNA Solør Motors	20:36.399	16	2 Laps	1:02.081	96,435
25	4	Hampus Lindkvist	Memphis Racing	Chevrolet Camaro	SWE-Rättvik Racing Kl	16:14.557	14	4 Laps	1:02.281	107,052
Not classified (70% = 12 Laps)										
DNF	31	Tony Leivo		Chevrolet Camaro	FIN-AAU	15:30.206	11	DNF	1:02.636	88,122
DNF	21	Daniel Ivarsson		Chevrolet Camaro	SWE-Hyllinge MS	10.195		DNF		-
DQ	60	Dennis Lind	Memphis Racing	Chevrolet Camaro	DEN-85	20:13.131	18	DQ	1:00.598	110,570
DNS	99	Bill Berggren		Chevrolet Camaro	SWE-SSK			DNS		-

Announcements

Weather: sunny 17 degrees, dry track

These results are provisional until the conclusion of any judicial and technical matters

No. 64 warning board

Started: 28 Classified: 25 Not classified: 3

No. 60 excluded from heat 1 / reason technical non conformity

Margin of Victory	Ø km/h	Best Lap Tm	km/h	Best Lap by
4.688	110,537	1:00.617	122,936	1 - Tobias Brink

Official Timing www.motorsport-events.se

Orbits

Timekeeping Ingrid Wagner:

Clerk of the course Martin Cruce:

www.mylaps.com

Steward Peter Sanell:

Secretary of the meeting Bengt Johansson:

Licensed to: Motorsport Events

Printed: 19.05.2012 14:40:03

STCC Knutstorp

Camaro Cup

Ring Knutstorp 2,070 Km

Heat 1

19.05.2012 10:40

Race (20:00 or 18 Laps) started at 10:41:06

Lap	Time of Day	Lap Tm	S1 Tm	S2 Tm	S3 Tm
(60) Dennis Lind					
1	10:42:44.324	1:37.822	27.938	31.723	38.161
2	10:43:47.300	1:02.976	19.571	21.483	21.922
3	10:44:48.386	1:01.086	18.166	21.039	21.881
4	10:45:49.133	1:00.747	17.933	20.955	21.859
5	10:46:49.731	1:00.598	17.983	20.799	21.816
6	10:47:50.856	1:01.125	18.007	21.039	22.079
7	10:48:52.155	1:01.299	18.272	21.137	21.890
8	10:49:53.483	1:01.328	18.100	21.063	22.165
9	10:50:55.481	1:01.998	18.294	21.517	22.187
10	10:52:12.934	1:17.453	20.227	27.085	30.141
11	10:53:34.437	1:21.503	26.910	27.470	27.123
12	10:55:10.083	1:35.646	30.294	33.821	31.531
13	10:56:12.718	1:02.635	18.682	21.927	22.026
14	10:57:13.886	1:01.168	18.230	20.951	21.987
15	10:58:15.109	1:01.223	18.191	21.055	21.977
16	10:59:16.146	1:01.037	18.101	21.017	21.919
17	11:00:17.812	1:01.666	18.206	21.293	22.167
18	11:01:19.507	1:01.695	18.407	21.076	22.212

Lap	Time of Day	Lap Tm	S1 Tm	S2 Tm	S3 Tm
(1) Tobias Brink					
1	10:42:44.185	1:37.809	26.996	32.283	38.530
2	10:43:46.602	1:02.417	19.255	21.288	21.874
3	10:44:47.766	1:01.164	18.065	21.313	21.786
4	10:45:48.383	1:00.617	18.013	20.843	21.761
5	10:46:49.156	1:00.773	18.014	20.950	21.809
6	10:47:50.635	1:01.479	18.145	21.167	22.167
7	10:48:52.747	1:02.112	18.561	21.634	21.917
8	10:49:54.144	1:01.397	18.097	21.189	22.111
9	10:50:55.818	1:01.674	18.173	21.446	22.055
10	10:52:14.059	1:18.241	20.317	27.941	29.983
11	10:53:34.913	1:20.854	26.905	26.965	26.984
12	10:55:10.561	1:35.648	30.565	33.815	31.268
13	10:56:13.748	1:03.187	18.523	22.088	22.576
14	10:57:14.480	1:00.732	18.006	20.939	21.787
15	10:58:15.561	1:01.081	18.044	21.107	21.930
16	10:59:16.714	1:01.153	18.093	21.091	21.969
17	11:00:18.229	1:01.515	18.084	21.284	22.147
18	11:01:19.865	1:01.636	18.239	21.285	22.112

Lap	Time of Day	Lap Tm	S1 Tm	S2 Tm	S3 Tm
(34) Jens Edman					
1	10:42:44.231	1:37.838	27.429	32.097	38.312
2	10:43:48.381	1:04.150	20.022	21.898	22.230
3	10:44:50.213	1:01.832	18.348	21.454	22.030
4	10:45:51.818	1:01.605	18.130	21.352	22.123
5	10:46:53.379	1:01.561	18.269	21.170	22.122
6	10:47:54.861	1:01.482	18.203	21.205	22.074
7	10:48:56.127	1:01.266	18.015	21.153	22.098
8	10:49:57.927	1:01.800	18.217	21.341	22.242
9	10:51:00.072	1:02.145	18.470	21.448	22.227
10	10:52:14.572	1:14.500	19.485	25.834	29.181
11	10:53:35.402	1:20.830	26.986	27.147	26.697
12	10:55:10.966	1:35.564	30.739	33.612	31.213
13	10:56:14.096	1:03.130	18.679	21.740	22.711
14	10:57:15.877	1:01.781	18.347	21.298	22.136
15	10:58:17.700	1:01.823	18.250	21.361	22.212
16	10:59:19.766	1:02.066	18.344	21.520	22.202
17	11:00:22.193	1:02.427	18.401	21.701	22.325
18	11:01:24.553	1:02.360	18.641	21.349	22.370

Lap	Time of Day	Lap Tm	S1 Tm	S2 Tm	S3 Tm
(6) Alexander Graff					
1	10:42:44.482	1:37.872	28.195	31.588	38.089
2	10:43:48.619	1:04.137	20.037	21.983	22.117
3	10:44:50.421	1:01.802	18.346	21.438	22.018
4	10:45:52.032	1:01.611	18.159	21.373	22.079

Lap	Time of Day	Lap Tm	S1 Tm	S2 Tm	S3 Tm
5	10:46:54.158	1:02.126	18.249	21.883	21.994
6	10:47:55.326	1:01.168	18.183	21.221	21.764
7	10:48:56.451	1:01.125	18.198	21.139	21.788
8	10:49:58.099	1:01.648	18.207	21.592	21.849
9	10:51:00.233	1:02.134	18.509	21.545	22.080
10	10:52:15.373	1:15.140	19.834	26.122	29.184
11	10:53:35.765	1:20.392	27.324	26.529	26.539
12	10:55:11.315	1:35.550	30.827	33.687	31.036
13	10:56:14.285	1:02.970	18.844	21.741	22.385
14	10:57:16.152	1:01.867	18.516	21.342	22.009
15	10:58:17.861	1:01.709	18.267	21.451	21.991
16	10:59:19.978	1:02.117	18.428	21.716	21.973
17	11:00:22.302	1:02.324	18.451	21.764	22.109
18	11:01:24.953	1:02.651	18.990	21.698	21.963

Lap	Time of Day	Lap Tm	S1 Tm	S2 Tm	S3 Tm
(47) Fredrik Ros					
1	10:42:44.640	1:37.829	28.537	31.676	37.616
2	10:43:49.104	1:04.464	20.168	22.068	22.228
3	10:44:50.846	1:01.742	18.472	21.240	22.030
4	10:45:52.517	1:01.671	18.287	21.289	22.095
5	10:46:54.495	1:01.978	18.399	21.597	21.982
6	10:47:55.757	1:01.262	18.245	21.227	21.790
7	10:48:56.964	1:01.207	18.190	21.242	21.775
8	10:49:58.570	1:01.606	18.158	21.456	21.992
9	10:51:00.627	1:02.057	18.451	21.648	21.958
10	10:52:16.014	1:15.387	20.400	25.869	29.118
11	10:53:36.137	1:20.123	27.549	26.379	26.195
12	10:55:11.686	1:35.549	31.039	33.763	30.747
13	10:56:14.669	1:02.983	18.960	21.621	22.402
14	10:57:16.495	1:01.826	18.445	21.465	21.916
15	10:58:18.313	1:01.818	18.421	21.377	22.020
16	10:59:20.431	1:02.118	18.338	21.851	21.929
17	11:00:22.822	1:02.391	18.358	21.876	22.157
18	11:01:25.752	1:02.930	18.712	21.673	22.545

Lap	Time of Day	Lap Tm	S1 Tm	S2 Tm	S3 Tm
(96) Marcus Palmér					
1	10:42:44.929	1:37.745	29.543	31.050	37.152
2	10:43:50.324	1:05.395	20.291	22.498	22.606
3	10:44:52.932	1:02.608	18.503	21.549	22.556
4	10:45:55.128	1:02.196	18.371	21.403	22.422
5	10:46:56.857	1:01.729	18.196	21.384	22.149
6	10:47:59.014	1:02.157	18.216	21.533	22.408
7	10:49:01.014	1:02.000	18.261	21.446	22.293
8	10:50:03.078	1:02.064	18.135	21.481	22.448
9	10:51:05.931	1:02.853	18.307	21.776	22.770
10	10:52:20.217	1:14.286	27.232	23.384	23.670
11	10:53:36.997	1:16.780	24.135	26.364	26.281
12	10:55:11.988	1:34.991	30.692	33.729	30.570
13	10:56:15.222	1:03.234	19.052	21.837	22.345
14	10:57:17.657	1:02.435	18.443	21.655	22.337
15	10:58:19.899	1:02.242	18.312	21.572	22.358
16	10:59:22.061	1:02.162	18.342	21.483	22.337
17	11:00:24.578	1:02.517	18.237	21.854	22.426
18	11:01:27.229	1:02.651	18.417	21.862	22.372

Lap	Time of Day	Lap Tm	S1 Tm	S2 Tm	S3 Tm
(64) Marcus Larsson					
1	10:42:45.388	1:37.501	32.328	29.341	35.832
2	10:43:51.049	1:05.661	20.254	22.674	22.733
3	10:44:53.591	1:02.542	18.650	21.554	22.338
4	10:45:56.105	1:02.514	18.415	21.748	22.351
5	10:46:58.040	1:01.935	18.306	21.453	22.176
6	10:48:00.172	1:02.132	18.402	21.662	22.068
7	10:49:01.984	1:01.812	18.254	21.332	22.226
8	10:50:04.105	1:02.121	18.268	21.583	22.270
9	10:51:06.575	1:02.470	18.249	21.757	22.464
10	10:52:23.375	1:16.800	28.095	24.784	23.921

STCC Knutstorp

Camaro Cup

Ring Knutstorp 2,070 Km

Heat 1

19.05.2012 10:40

Race (20:00 or 18 Laps) started at 10:41:06

Lap	Time of Day	Lap Tm	S1 Tm	S2 Tm	S3 Tm
11	10:53:38.413	1:15.038	22.895	26.175	25.968
12	10:55:12.535	1:34.122	30.795	33.382	29.945
13	10:56:15.509	1:02.974	19.234	21.548	22.192
14	10:57:18.253	1:02.744	18.386	22.124	22.234
15	10:58:21.265	1:03.012	18.033	22.747	22.232
16	10:59:23.069	1:01.804	18.210	21.475	22.119
17	11:00:25.331	1:02.262	18.118	21.667	22.477
18	11:01:28.504	1:03.173	18.657	21.688	22.828

(16) Jocke Mangs

Lap	Time of Day	Lap Tm	S1 Tm	S2 Tm	S3 Tm
1	10:42:45.635	1:37.699	33.209	28.906	35.584
2	10:43:53.187	1:07.552	21.797	22.987	22.768
3	10:44:55.809	1:02.622	18.754	21.406	22.462
4	10:45:58.774	1:02.965	18.616	21.389	22.960
5	10:47:01.361	1:02.587	18.799	21.502	22.286
6	10:48:03.987	1:02.626	18.465	21.715	22.446
7	10:49:06.458	1:02.471	18.511	21.641	22.319
8	10:50:08.365	1:01.907	18.215	21.481	22.211
9	10:51:10.862	1:02.497	18.262	21.758	22.477
10	10:52:26.114	1:15.252	27.027	24.474	23.751
11	10:53:40.561	1:14.447	23.437	24.775	26.235
12	10:55:14.042	1:33.481	30.704	32.991	29.786
13	10:56:17.821	1:03.779	19.345	22.019	22.415
14	10:57:19.555	1:01.734	18.210	21.114	22.410
15	10:58:22.083	1:02.528	18.237	21.934	22.357
16	10:59:24.046	1:01.963	18.370	21.344	22.249
17	11:00:26.003	1:01.957	18.296	21.424	22.237
18	11:01:28.811	1:02.808	18.496	21.821	22.491

(7) Ted Brink

Lap	Time of Day	Lap Tm	S1 Tm	S2 Tm	S3 Tm
1	10:42:45.224	1:37.720	31.142	29.780	36.798
2	10:43:50.685	1:05.461	20.270	22.497	22.694
3	10:44:53.196	1:02.511	18.610	21.424	22.477
4	10:45:55.475	1:02.279	18.435	21.894	21.950
5	10:46:57.633	1:02.158	18.530	21.562	22.066
6	10:47:59.602	1:01.969	18.527	21.490	21.952
7	10:49:01.326	1:01.724	18.374	21.228	22.122
8	10:50:03.274	1:01.948	18.226	21.539	22.183
9	10:51:06.222	1:02.948	18.443	21.748	22.757
10	10:52:22.764	1:16.542	28.048	24.528	23.966
11	10:53:37.606	1:14.842	22.624	26.166	26.052
12	10:55:12.146	1:34.540	30.619	33.707	30.214
13	10:56:16.817	1:04.671	20.679	21.913	22.079
14	10:57:18.942	1:02.125	18.413	21.417	22.295
15	10:58:21.688	1:02.746	18.431	22.068	22.247
16	10:59:24.824	1:03.136	18.521	22.376	22.239
17	11:00:26.848	1:02.024	18.335	21.504	22.185
18	11:01:29.302	1:02.454	18.692	21.580	22.182

(19) Anders Brofalk

Lap	Time of Day	Lap Tm	S1 Tm	S2 Tm	S3 Tm
1	10:42:45.127	1:37.898	30.674	30.310	36.914
2	10:43:52.753	1:07.626	21.416	22.547	23.663
3	10:44:56.211	1:03.458	19.474	21.674	22.310
4	10:45:58.924	1:02.713	18.463	21.727	22.523
5	10:47:01.785	1:02.861	18.426	22.221	22.214
6	10:48:04.340	1:02.555	18.346	21.833	22.376
7	10:49:08.060	1:03.720	18.917	22.146	22.657
8	10:50:12.046	1:03.986	18.295	23.267	22.424
9	10:51:13.750	1:01.704	18.164	21.196	22.344
10	10:52:26.567	1:12.817	24.796	24.570	23.451
11	10:53:41.764	1:15.197	23.869	24.937	26.391
12	10:55:14.941	1:33.177	30.368	34.179	28.630
13	10:56:18.904	1:03.963	18.769	22.512	22.682
14	10:57:21.740	1:02.836	18.314	22.231	22.291
15	10:58:23.463	1:01.723	18.336	21.297	22.090
16	10:59:25.372	1:01.909	18.039	21.627	22.243

Lap	Time of Day	Lap Tm	S1 Tm	S2 Tm	S3 Tm
17	11:00:27.552	1:02.180	18.221	21.533	22.426
18	11:01:29.999	1:02.447	18.429	21.475	22.543

(98) Stein Frederic Akre

Lap	Time of Day	Lap Tm	S1 Tm	S2 Tm	S3 Tm
1	10:42:46.467	1:34.170	34.044	29.688	30.438
2	10:43:54.949	1:08.482	22.180	23.862	22.440
3	10:44:58.266	1:03.317	18.894	22.221	22.202
4	10:46:00.958	1:02.692	18.533	21.758	22.401
5	10:47:03.672	1:02.714	18.212	21.632	22.870
6	10:48:06.611	1:02.939	18.159	22.565	22.215
7	10:49:09.536	1:02.925	18.694	21.961	22.270
8	10:50:12.282	1:02.746	18.015	22.372	22.359
9	10:51:14.712	1:02.430	18.503	21.683	22.244
10	10:52:27.043	1:12.331	24.395	24.715	23.221
11	10:53:42.163	1:15.120	24.003	24.763	26.354
12	10:55:15.250	1:33.087	30.500	34.202	28.385
13	10:56:19.085	1:03.835	18.792	22.479	22.564
14	10:57:22.089	1:03.004	18.414	22.212	22.378
15	10:58:24.152	1:02.063	18.292	21.540	22.231
16	10:59:26.369	1:02.217	18.053	21.528	22.636
17	11:00:28.359	1:01.990	18.106	21.577	22.307
18	11:01:30.312	1:01.953	18.329	21.450	22.174

(86) Fredric Magnuson

Lap	Time of Day	Lap Tm	S1 Tm	S2 Tm	S3 Tm
1	10:42:46.678	1:31.498	31.785	29.755	29.958
2	10:43:54.387	1:07.709	21.397	23.529	22.783
3	10:44:57.801	1:03.414	18.898	21.981	22.535
4	10:46:00.244	1:02.443	18.438	21.571	22.434
5	10:47:03.191	1:02.947	18.614	21.637	22.696
6	10:48:05.955	1:02.764	18.376	22.043	22.345
7	10:49:09.371	1:03.416	18.751	22.211	22.454
8	10:50:12.790	1:03.419	18.767	22.223	22.429
9	10:51:16.290	1:03.500	18.824	22.094	22.582
10	10:52:32.073	1:15.783	24.701	26.415	24.667
11	10:53:43.185	1:11.112	23.309	24.069	23.734
12	10:55:15.984	1:32.799	30.104	34.568	28.127
13	10:56:19.601	1:03.617	18.844	22.246	22.527
14	10:57:22.632	1:03.031	18.514	21.856	22.661
15	10:58:25.013	1:02.381	18.611	21.431	22.339
16	10:59:27.616	1:02.603	18.371	21.710	22.522
17	11:00:29.993	1:02.377	18.420	21.705	22.252
18	11:01:33.113	1:03.120	18.539	21.850	22.731

(48) Alx Danielsson

Lap	Time of Day	Lap Tm	S1 Tm	S2 Tm	S3 Tm
1	10:42:45.836	1:37.615	34.918	29.877	32.820
2	10:43:54.055	1:08.219	22.014	23.363	22.842
3	10:44:57.220	1:03.165	18.967	21.712	22.486
4	10:45:59.690	1:02.470	18.520	21.401	22.549
5	10:47:03.577	1:03.887	18.771	21.729	23.387
6	10:48:06.425	1:02.848	18.685	21.859	22.304
7	10:49:10.395	1:03.970	18.655	22.711	22.604
8	10:50:13.394	1:02.999	18.487	22.105	22.407
9	10:51:16.531	1:03.137	18.587	22.085	22.465
10	10:52:35.251	1:18.720	27.242	27.151	24.327
11	10:53:46.589	1:11.338	21.885	24.269	25.184
12	10:55:16.639	1:30.050	27.961	34.657	27.432
13	10:56:20.119	1:03.480	19.103	21.900	22.477
14	10:57:23.117	1:02.998	18.472	21.731	22.795
15	10:58:25.790	1:02.673	18.804	21.545	22.324
16	10:59:28.164	1:02.374	18.476	21.517	22.381
17	11:00:30.580	1:02.416	18.396	21.716	22.304
18	11:01:33.353	1:02.773	18.458	21.653	22.662

(30) Jari Nurminen

Lap	Time of Day	Lap Tm	S1 Tm	S2 Tm	S3 Tm
1	10:42:45.664	1:37.114	33.653	29.256	34.205
2	10:43:52.774	1:07.110	21.531	22.847	22.732

STCC Knutstorp

Camaro Cup

Ring Knutstorp 2,070 Km

Heat 1

19.05.2012 10:40

Race (20:00 or 18 Laps) started at 10:41:06

Lap	Time of Day	Lap Tm	S1 Tm	S2 Tm	S3 Tm	Lap	Time of Day	Lap Tm	S1 Tm	S2 Tm	S3 Tm
3	10:44:55.348	1:02.574	18.598	21.662	22.314	9	10:51:23.057	1:03.816	18.694	22.228	22.894
4	10:45:58.335	1:02.987	18.780	21.404	22.803	10	10:52:39.385	1:16.328	24.339	28.191	23.798
5	10:47:01.069	1:02.734	18.784	21.462	22.488	11	10:53:49.060	1:09.675	20.858	24.497	24.320
6	10:48:03.585	1:02.516	18.454	21.601	22.461	12	10:55:19.168	1:30.108	29.112	34.630	26.366
7	10:49:07.259	1:03.674	18.720	22.458	22.496	13	10:56:23.194	1:04.026	18.981	22.208	22.837
8	10:50:11.878	1:04.619	18.652	23.368	22.599	14	10:57:26.247	1:03.053	18.480	21.944	22.629
9	10:51:17.757	1:05.879	19.551	23.250	23.078	15	10:58:29.659	1:03.412	18.673	21.924	22.815
10	10:52:36.883	1:19.126	26.694	27.635	24.797	16	10:59:33.446	1:03.787	19.164	21.995	22.628
11	10:53:47.790	1:10.907	21.820	24.091	24.996	17	11:00:36.370	1:02.924	18.323	21.934	22.667
12	10:55:17.470	1:29.680	28.286	34.898	26.496	18	11:01:39.916	1:03.546	18.685	21.958	22.903
13	10:56:21.295	1:03.825	18.903	22.216	22.706	(10) Stefan Pettersson					
14	10:57:24.617	1:03.322	18.415	22.077	22.830	1	10:42:46.013	1:35.231	33.590	29.987	31.654
15	10:58:28.126	1:03.509	19.344	21.757	22.408	2	10:43:55.831	1:09.818	22.352	24.516	22.950
16	10:59:30.685	1:02.559	18.568	21.529	22.462	3	10:44:59.146	1:03.315	18.788	21.818	22.709
17	11:00:33.271	1:02.586	18.534	21.530	22.522	4	10:46:02.237	1:03.091	18.654	21.810	22.627
18	11:01:36.502	1:03.231	18.790	21.696	22.745	5	10:47:05.008	1:02.771	18.517	21.845	22.409
(95) Mikael Eklund						6	10:48:07.637	1:02.629	18.383	21.892	22.354
1	10:42:47.040	1:28.388	29.987	29.406	28.995	7	10:49:20.731	1:13.094	18.455	22.244	32.395
2	10:43:56.900	1:09.860	22.026	24.981	22.853	8	10:50:24.212	1:03.481	19.006	21.947	22.528
3	10:45:00.512	1:03.612	18.684	22.032	22.896	9	10:51:27.270	1:03.058	18.445	21.962	22.651
4	10:46:03.133	1:02.621	18.455	21.618	22.548	10	10:52:41.111	1:13.841	22.242	27.811	23.788
5	10:47:06.419	1:03.286	18.608	22.037	22.641	11	10:53:50.177	1:09.066	20.187	24.612	24.267
6	10:48:09.176	1:02.757	18.395	21.804	22.558	12	10:55:20.619	1:30.442	29.059	35.033	26.350
7	10:49:14.334	1:05.158	18.426	22.008	24.724	13	10:56:25.196	1:04.577	19.156	22.626	22.795
8	10:50:17.189	1:02.855	18.381	21.941	22.533	14	10:57:28.009	1:02.813	18.456	21.714	22.643
9	10:51:21.170	1:03.981	18.351	22.239	23.391	15	10:58:31.186	1:03.177	18.571	21.831	22.775
10	10:52:38.440	1:17.270	25.342	28.238	23.690	16	10:59:34.795	1:03.609	19.083	21.816	22.710
11	10:53:48.513	1:10.073	21.310	24.236	24.527	17	11:00:37.842	1:03.047	18.679	21.607	22.761
12	10:55:18.642	1:30.129	28.947	34.578	26.604	18	11:01:40.815	1:02.973	18.597	21.764	22.612
13	10:56:22.319	1:03.677	18.887	22.016	22.774	(58) Ronny Vestengen					
14	10:57:25.494	1:03.175	18.485	21.881	22.809	1	10:42:47.966	1:26.225	28.147	29.469	28.609
15	10:58:28.704	1:03.210	18.807	21.784	22.619	2	10:43:57.569	1:09.603	22.077	24.450	23.076
16	10:59:31.552	1:02.848	18.425	21.844	22.579	3	10:45:01.094	1:03.525	18.701	21.855	22.969
17	11:00:34.228	1:02.676	18.400	21.727	22.549	4	10:46:03.941	1:02.847	18.504	21.584	22.759
18	11:01:37.022	1:02.794	18.324	21.689	22.781	5	10:47:07.584	1:03.643	18.667	22.074	22.902
(77) Michael Wärm						6	10:48:11.287	1:03.703	18.709	21.979	23.015
1	10:42:46.322	1:34.762	33.783	29.712	31.267	7	10:49:17.184	1:05.897	19.436	22.197	24.264
2	10:43:54.797	1:08.475	21.819	23.904	22.752	8	10:50:20.799	1:03.615	18.667	22.149	22.799
3	10:44:58.094	1:03.297	18.864	21.947	22.486	9	10:51:24.675	1:03.876	18.651	22.213	23.012
4	10:46:01.553	1:03.459	18.515	21.687	23.257	10	10:52:40.191	1:15.516	23.766	27.810	23.940
5	10:47:04.147	1:02.594	18.514	21.576	22.504	11	10:53:49.877	1:09.686	20.451	24.588	24.647
6	10:48:07.103	1:02.956	18.544	22.077	22.335	12	10:55:20.159	1:30.282	28.823	34.741	26.718
7	10:49:19.659	1:12.556	18.471	22.532	31.553	13	10:56:24.084	1:03.925	19.144	21.972	22.809
8	10:50:26.570	1:06.911	22.071	22.159	22.681	14	10:57:27.478	1:03.394	18.933	21.949	22.512
9	10:51:29.058	1:02.488	18.445	21.738	22.305	15	10:58:30.774	1:03.296	18.680	21.775	22.841
10	10:52:41.864	1:12.806	21.181	28.214	23.411	16	10:59:34.264	1:03.490	19.049	21.935	22.506
11	10:53:50.551	1:08.687	20.092	24.528	24.067	17	11:00:37.707	1:03.443	18.567	21.831	23.045
12	10:55:20.985	1:30.434	29.523	34.683	26.228	18	11:01:42.033	1:04.326	19.163	22.162	23.001
13	10:56:24.454	1:03.469	19.046	21.873	22.550	(73) Stefan Jacobsson					
14	10:57:26.625	1:02.171	18.171	21.621	22.379	1	10:42:46.300	1:34.631	34.134	29.785	30.712
15	10:58:29.855	1:03.230	18.607	21.955	22.668	2	10:43:56.414	1:10.114	22.481	24.594	23.039
16	10:59:32.563	1:02.708	18.658	21.679	22.371	3	10:44:59.609	1:03.195	18.715	21.854	22.626
17	11:00:34.878	1:02.315	18.347	21.586	22.382	4	10:46:02.667	1:03.058	18.627	21.761	22.670
18	11:01:37.610	1:02.732	18.400	21.803	22.529	5	10:47:05.660	1:02.993	18.583	21.880	22.530
(11) Frederick Bylund						6	10:48:08.177	1:02.517	18.663	21.460	22.394
1	10:42:47.121	1:27.642	29.800	29.295	28.547	7	10:49:13.214	1:05.037	18.545	22.120	24.372
2	10:43:58.726	1:11.605	22.631	25.712	23.262	8	10:50:16.556	1:03.342	18.829	21.869	22.644
3	10:45:02.422	1:03.696	18.797	22.350	22.549	9	10:51:19.600	1:03.044	18.465	21.829	22.750
4	10:46:05.101	1:02.679	18.314	21.973	22.392	10	10:52:37.145	1:17.545	25.393	27.456	24.696
5	10:47:07.901	1:02.800	18.463	21.670	22.667	11	10:53:47.912	1:10.767	21.957	24.084	24.726
6	10:48:11.461	1:03.560	18.670	21.965	22.925	12	10:55:18.111	1:30.199	28.763	34.644	26.792
7	10:49:16.291	1:04.830	18.827	21.986	24.017	13	10:56:21.941	1:03.830	18.799	22.098	22.933
8	10:50:19.241	1:02.950	18.393	22.055	22.502	14	10:57:24.863	1:02.922	18.296	21.959	22.667

STCC Knutstorp

Camaro Cup

Ring Knutstorp 2,070 Km

Heat 1

19.05.2012 10:40

Race (20:00 or 18 Laps) started at 10:41:06

Lap	Time of Day	Lap Tm	S1 Tm	S2 Tm	S3 Tm
15	10:58:27.435	1:02.572	18.574	21.592	22.406
16	10:59:35.277	1:07.842	23.196	22.270	22.376
17	11:00:38.348	1:03.071	18.609	21.754	22.708
18	11:01:42.588	1:04.240	18.806	22.426	23.008

(88) Anssi-Jukka Kasi

1	10:42:48.169	1:25.067	27.289	29.670	28.108
2	10:43:58.467	1:10.298	21.215	25.735	23.348
3	10:45:03.720	1:05.253	18.765	23.278	23.210
4	10:46:07.942	1:04.222	19.055	22.198	22.969
5	10:47:12.253	1:04.311	19.215	22.018	23.078
6	10:48:16.618	1:04.365	18.912	21.784	23.669
7	10:49:21.571	1:04.953	19.283	22.202	23.468
8	10:50:26.386	1:04.815	19.296	22.219	23.300
9	10:51:31.804	1:05.418	19.141	22.480	23.797
10	10:52:44.510	1:12.706	20.297	27.783	24.626
11	10:53:51.132	1:06.622	19.608	23.173	23.841
12	10:55:21.650	1:30.518	29.430	34.779	26.309
13	10:56:26.095	1:04.445	19.155	22.319	22.971
14	10:57:30.159	1:04.064	18.781	21.975	23.308
15	10:58:34.700	1:04.541	19.040	22.355	23.146
16	10:59:38.869	1:04.169	18.883	22.182	23.104
17	11:00:43.391	1:04.522	18.995	22.053	23.474
18	11:01:48.834	1:05.443	19.032	22.403	24.008

(42) Bjarne Nordal

1	10:42:48.813	1:25.022	27.305	29.749	27.968
2	10:44:00.403	1:11.590	21.763	25.863	23.964
3	10:45:05.374	1:04.971	19.116	22.695	23.160
4	10:46:09.649	1:04.275	18.758	22.430	23.087
5	10:47:14.387	1:04.738	18.942	22.498	23.298
6	10:48:19.282	1:04.895	18.829	22.566	23.500
7	10:49:24.884	1:05.602	18.973	22.862	23.767
8	10:50:30.375	1:05.491	19.036	23.048	23.407
9	10:51:35.901	1:05.526	18.933	23.224	23.369
10	10:52:45.838	1:09.937	19.863	25.132	24.942
11	10:53:53.480	1:07.642	19.930	24.188	23.524
12	10:55:22.787	1:29.307	27.854	35.316	26.137
13	10:56:29.603	1:06.816	19.311	23.812	23.693
14	10:57:35.496	1:05.893	19.355	22.471	24.067
15	10:58:41.574	1:06.078	19.491	23.020	23.567
16	10:59:48.024	1:06.450	19.824	23.014	23.612
17	11:00:54.252	1:06.228	19.370	23.066	23.792
18	11:02:01.316	1:07.064	19.836	23.084	24.144

(27) Felix Körling

1	10:42:49.456	1:24.506	27.017	29.988	27.501
2	10:44:00.016	1:10.560	21.641	25.050	23.869
3	10:45:06.810	1:06.794	20.162	23.056	23.576
4	10:46:13.043	1:06.233	19.721	23.182	23.330
5	10:47:19.952	1:06.909	19.950	22.997	23.962
6	10:48:27.948	1:07.996	20.002	24.185	23.809
7	10:49:34.980	1:07.032	19.675	23.318	24.039
8	10:50:42.435	1:07.455	20.043	23.282	24.130
9	10:51:52.430	1:09.995	19.976	25.132	24.887
10	10:53:09.176	1:16.746	20.321	24.664	31.761
11	10:54:19.987	1:10.811	22.211	24.011	24.589
12	10:55:28.221	1:08.234	20.192	23.827	24.215
13	10:56:35.557	1:07.336	20.107	22.936	24.293
14	10:57:43.175	1:07.618	20.011	23.366	24.241
15	10:58:51.367	1:08.192	20.222	23.560	24.410
16	10:59:59.323	1:07.956	20.097	23.411	24.448
17	11:01:07.302	1:07.979	19.994	23.616	24.369
18	11:02:21.395	1:14.093	21.276	24.550	28.267

(83) Patric Sundel

Lap	Time of Day	Lap Tm	S1 Tm	S2 Tm	S3 Tm
1	10:42:44.812	1:38.045	29.126	31.402	37.517
2	10:43:51.582	1:06.770	21.333	22.586	22.851
3	10:44:54.432	1:02.850	18.727	21.726	22.397
4	10:45:56.693	1:02.261	18.778	21.248	22.235
5	10:46:58.627	1:01.934	18.460	21.273	22.201
6	10:48:00.836	1:02.209	18.488	21.434	22.287
7	10:49:02.574	1:01.738	18.438	21.140	22.160
8	10:50:04.547	1:01.973	18.319	21.392	22.262
9	10:51:07.197	1:02.650	18.448	21.936	22.266
10	10:52:24.932	1:17.735	28.166	24.995	24.574
11	10:53:39.425	1:14.493	22.855	25.444	26.194
12	10:55:13.144	1:33.719	30.494	33.261	29.964
13	10:56:15.981	1:02.837	19.022	21.634	22.181
14	10:57:18.638	1:02.657	18.257	22.183	22.217
15	10:58:20.445	1:01.807	17.992	21.679	22.136
16	10:59:22.447	1:02.002	18.319	21.444	22.239
17	11:00:24.935	1:02.488	18.167	21.880	22.441

(66) Marius Fjeld

1	10:42:46.040	1:36.970	34.795	29.868	32.307
2	10:43:53.582	1:07.542	21.507	23.282	22.753
3	10:44:56.768	1:03.186	18.960	21.824	22.402
4	10:45:59.425	1:02.657	18.270	21.704	22.683
5	10:47:02.629	1:03.204	18.555	22.022	22.627
6	10:48:04.710	1:02.081	18.145	21.615	22.321
7	10:49:07.799	1:03.089	18.233	22.092	22.764
8	10:50:10.608	3:42.809	18.313	2:59.497	24.999
9	10:53:54.583	1:03.975	19.005	22.063	22.907
10	10:55:23.283	1:28.700	27.399	35.588	25.713
11	10:56:27.020	1:03.737	19.168	21.983	22.586
12	10:57:30.364	1:03.344	18.225	22.147	22.972
13	10:58:32.801	1:02.437	18.184	21.737	22.516
14	10:59:35.759	1:02.958	18.468	21.992	22.498
15	11:00:38.784	1:03.025	18.533	21.751	22.741
16	11:01:42.775	1:03.991	18.810	22.328	22.853

(4) Hampus Lindkvist

1	10:42:45.459	1:37.873	31.683	29.723	36.467
2	10:43:52.396	1:06.937	21.338	22.743	22.856
3	10:44:54.781	1:02.385	18.594	21.464	22.327
4	10:45:57.747	1:02.966	18.889	21.479	22.598
5	10:47:00.678	1:02.931	18.497	21.628	22.806
6	10:48:02.959	1:02.281	18.308	21.480	22.493
7	10:49:05.321	1:02.362	18.250	21.520	22.592
8	10:50:07.653	1:02.332	18.159	21.699	22.474
9	10:51:10.623	1:02.970	18.460	21.903	22.607
10	10:52:25.644	1:15.021	25.843	24.909	24.269
11	10:53:40.070	1:14.426	23.132	25.011	26.283
12	10:55:13.804	1:33.734	30.699	33.122	29.913
13	10:56:18.457	1:04.653	19.328	22.715	22.610
14	10:57:20.933	1:02.476	18.577	21.383	22.516

(31) Tony Leivo

1	10:42:46.669	1:29.043	30.200	29.664	29.179
p2	10:44:12.534	1:25.865	27.743	24.498	
3	10:47:20.334	3:07.800	2:20.799	22.669	22.696
4	10:48:25.431	1:05.097	20.001	22.729	22.367
5	10:49:28.217	1:02.786	18.422	21.896	22.468
6	10:50:30.853	1:02.636	18.349	21.866	22.421
7	10:51:42.601	1:11.748	22.356	25.828	23.564
8	10:52:51.319	1:08.718	19.697	24.512	24.509
9	10:53:55.381	1:04.062	19.218	22.138	22.706
10	10:55:23.622	1:28.241	27.358	35.188	25.695
p11	10:56:36.582	1:12.960	19.225	22.623	

STCC Knutstorp


Camaro Cup

Ring Knutstorp 2,070 Km

Startgrid Heat 2

19.05.2012 14:30

Race (20:00 or 18 Laps)



POLE POSITION

2	1	1
6 Alexander Graff 1:01.125	1 Tobias Brink 1:00.617	1
4	3	2
34 Jens Edman 1:01.266	47 Fredrik Ros 1:01.207	2
6	5	3
7 Ted Brink 1:01.724	19 Anders Brofalk 1:01.704	3
8	7	4
16 Jocke Mangs 1:01.734	96 Marcus Palmér 1:01.729	4
10	9	5
64 Marcus Larsson 1:01.804	83 Patric Sundel 1:01.738	5
12	11	6
66 Marius Fjeld 1:02.081	98 Stein Frederic Akre 1:01.953	6
14	13	7
4 Hampus Lindkvist 1:02.281	77 Michael Wörn 1:02.171	7
16	15	8
86 Fredric Magnuson 1:02.377	48 Alx Danielsson 1:02.374	8
18	17	9
73 Stefan Jacobsson 1:02.517	30 Jari Nurminen 1:02.516	9
20	19	10
10 Stefan Pettersson 1:02.629	95 Mikael Eklund 1:02.621	10
22	21	11
11 Frederick Bylund 1:02.679	31 Tony Leivo 1:02.636	11
24	23	12
88 Anssi-Jukka Kasi 1:04.064	58 Ronny Vestengen 1:02.847	12
26	25	13
27 Felix Körling 1:06.233	42 Bjarne Nordal 1:04.275	13
28	27	14
60 Dennis Lind 1:00.598	21 Daniel Ivarsson	14



STCC Knutstorp

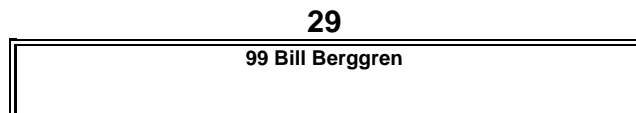

Camaro Cup

Ring Knutstorp 2,070 Km

Startgrid Heat 2

19.05.2012 14:30

Race (20:00 or 18 Laps)



15



STCC Knutstorp

Camaro Cup

Ring Knutstorp 2,070 Km

Heat 2

19.05.2012 14:30

Race (20:00 or 18 Laps) started at 14:34:47

Pos	No.	Name	Entrant	Make	Nat./Club	Total Tm	Laps	Diff	Best Tm	Ø km/h
1	1	Tobias Brink		Chevrolet Camaro	SWE-SMK Hörby	18:38.545	18		1:01.119	119,920
2	47	Fredrik Ros	Emeren.com	Chevrolet Camaro	SWE-SMK Sundsvall	18:39.883	18	1.338	1:01.064	119,777
3	6	Alexander Graff		Chevrolet Camaro	SWE-SSK	18:47.615	18	9.070	1:01.189	118,955
4	34	Jens Edman	Bryntesson MotorSport	Chevrolet Camaro	SWE-Tjust MK	18:55.274	18	16.729	1:02.053	118,153
5	96	Marcus Palmér	Palmér & Co	Chevrolet Camaro	SWE-KAK	18:56.300	18	17.755	1:01.544	118,046
6	16	Jocke Mangs	HD Bil.Se Brings Racing	Chevrolet Camaro	SWE-KAK	18:57.730	18	19.185	1:01.636	117,898
7	98	Stein Frederic Akre		Chevrolet Camaro	NOR-MK Ratten	19:03.259	18	24.714	1:01.722	117,328
8	7	Ted Brink		Chevrolet Camaro	SWE-SMK Hörby	19:04.567	18	26.022	1:01.606	117,194
9	64	Marcus Larsson	HD Bil.Se Brings Racing JK Mot	Chevrolet Camaro	SWE-Göteborg MF	19:05.601	18	27.056	1:02.260	117,088
10	60	Dennis Lind	Memphis Racing	Chevrolet Camaro	DEN-85	19:06.073	18	27.528	1:01.408	117,040
11	86	Fredric Magnuson		Chevrolet Camaro	SWE-Jämtlands MK	19:06.956	18	28.411	1:02.395	116,950
12	77	Michael Wärn	Memphis Racing	Chevrolet Camaro	SWE-Karlskoga MF	19:07.402	18	28.857	1:02.104	116,904
13	73	Stefan Jacobsson		Chevrolet Camaro	SWE-Järfälla MK	19:15.280	18	36.735	1:03.184	116,107
14	21	Daniel Ivarsson		Chevrolet Camaro	SWE-Hyllinge MS	19:18.081	18	39.536	1:01.762	115,826
15	19	Anders Brofalk	HD Bil.Se Brings Racing	Chevrolet Camaro	SWE-Kocktorp MK	19:43.034	18	1:04.489	1:02.273	113,383
16	58	Ronny Vestengen		Chevrolet Camaro	NOR-	19:44.855	18	1:06.310	1:03.080	113,209
17	88	Anssi-Jukka Kasi		Chevrolet Camaro	FIN-VAU	18:40.785	17	1 Lap	1:04.223	113,031
18	95	Mikael Eklund	Team Nya Åkeriet Örebro	Chevrolet Camaro	SWE-Karlskoga MF	18:50.327	17	1 Lap	1:03.412	112,077
19	10	Stefan Pettersson	Steber Racing	Chevrolet Camaro	SWE-Gestrike Racing T	18:57.323	17	1 Lap	1:02.725	111,388
20	42	Bjarne Nordal		Chevrolet Camaro	NOR-KNA Varna	19:16.979	17	1 Lap	1:04.534	109,496
21	27	Felix Körling	Bylund Motorsport	Chevrolet Camaro	SWE-SSK	18:45.847	16	2 Laps	1:07.975	105,904
22	30	Jari Nurminen		Chevrolet Camaro	FIN-UAU	13:10.537	12	6 Laps	1:03.053	113,118
Not classified (70% = 12 Laps)										
DNF	48	Alx Danielsson	Memphis Racing	Chevrolet Camaro	SWE-KAK	10:37.270	10	DNF	1:02.303	116,936
DNF	4	Hampus Lindkvist	Memphis Racing	Chevrolet Camaro	SWE-Rättvik Racing Kl	6:35.045	6	DNF	1:02.051	113,182
DNF	66	Marius Fjeld		Chevrolet Camaro	NOR-KNA Solør Motors	1:31.105	1	DNF		81,796
DNF	31	Tony Leivo		Chevrolet Camaro	FIN-AAU	1:33.216	1	DNF		79,943
DNF	11	Frederick Bylund	Bylund Motorsport	Chevrolet Camaro	SWE-Kolsva MS	3.596		DNF		-
DNS	83	Patric Sundel	Team X3M	Chevrolet Camaro	SWE-Hyllinge MS			DNS		-
DNS	99	Bill Berggren		Chevrolet Camaro	SWE-SSK			DNS		-

Announcements

Weather: cloudy 17 degrees, dry track

These results are provisional until the conclusion of any judicial and technical matters

No. 7 warning board

Started: 27 Classified: 22 Not classified: 5

Margin of Victory	Ø km/h	Best Lap Tm	km/h	Best Lap by
1.338	119,920	1:01.064	122,036	47 - Fredrik Ros

Official Timing www.motorsport-events.se

Orbits

Timekeeping Ingrid Wagner:

Clerk of the course Martin Cruce:

www.mylaps.com

Steward Peter Sanell:

Secretary of the meeting Bengt Johansson:

Licensed to: Motorsport Events

Printed: 19.05.2012 14:56:26

STCC Knutstorp

Camaro Cup

Ring Knutstorp 2,070 Km

Heat 2

19.05.2012 14:30

Race (20:00 or 18 Laps) started at 14:34:47

Lap	Time of Day	Lap Tm	S1 Tm	S2 Tm	S3 Tm
(1) Tobias Brink					
1	14:35:50.377	1:02.899	19.306	21.416	22.177
2	14:36:52.444	1:02.067	18.390	21.492	22.185
3	14:37:53.624	1:01.180	18.214	20.962	22.004
4	14:38:54.810	1:01.186	18.078	21.026	22.082
5	14:39:56.257	1:01.447	18.256	20.941	22.250
6	14:40:57.805	1:01.548	18.276	21.065	22.207
7	14:41:59.233	1:01.428	18.221	21.123	22.084
8	14:43:00.605	1:01.372	18.184	21.111	22.077
9	14:44:02.472	1:01.867	18.519	21.251	22.097
10	14:45:03.591	1:01.119	18.049	21.046	22.024
11	14:46:05.101	1:01.510	18.228	21.211	22.071
12	14:47:06.732	1:01.631	18.258	21.257	22.116
13	14:48:09.359	1:02.627	18.417	21.465	22.745
14	14:49:13.275	1:03.916	18.866	21.987	23.063
15	14:50:17.122	1:03.847	18.894	22.203	22.750
16	14:51:19.903	1:02.781	18.677	21.760	22.344
17	14:52:23.213	1:03.310	18.766	21.966	22.578
18	14:53:26.023	1:02.810	18.439	21.790	22.581

Lap	Time of Day	Lap Tm	S1 Tm	S2 Tm	S3 Tm
(47) Fredrik Ros					
1	14:35:51.897	1:04.247	20.021	21.864	22.362
2	14:36:54.025	1:02.128	18.414	21.618	22.096
3	14:37:55.856	1:01.831	18.334	21.368	22.129
4	14:38:56.920	1:01.064	18.170	21.073	21.821
5	14:39:58.227	1:01.307	18.139	21.203	21.965
6	14:40:59.473	1:01.246	18.387	21.077	21.782
7	14:42:00.979	1:01.506	18.566	21.069	21.871
8	14:43:02.575	1:01.596	18.418	21.237	21.941
9	14:44:04.589	1:02.014	18.569	21.410	22.035
10	14:45:05.962	1:01.373	18.371	21.103	21.899
11	14:46:07.372	1:01.410	18.313	20.981	22.116
12	14:47:09.407	1:02.035	18.574	21.158	22.303
13	14:48:12.671	1:03.264	18.946	21.635	22.683
14	14:49:16.123	1:03.452	19.337	21.641	22.474
15	14:50:18.915	1:02.792	19.098	21.423	22.271
16	14:51:21.397	1:02.482	18.650	21.509	22.323
17	14:52:24.822	1:03.425	18.714	22.081	22.630
18	14:53:27.361	1:02.539	18.844	21.363	22.332

Lap	Time of Day	Lap Tm	S1 Tm	S2 Tm	S3 Tm
(6) Alexander Graff					
1	14:35:51.384	1:03.840	19.630	21.908	22.302
2	14:36:53.597	1:02.213	18.535	21.489	22.189
3	14:37:55.150	1:01.553	18.310	21.248	21.995
4	14:38:56.339	1:01.189	18.171	21.112	21.906
5	14:39:57.935	1:01.596	18.390	21.193	22.013
6	14:41:00.657	1:02.722	19.255	21.409	22.058
7	14:42:02.375	1:01.718	18.385	21.236	22.097
8	14:43:04.166	1:01.791	18.397	21.382	22.012
9	14:44:05.752	1:01.586	18.273	21.288	22.025
10	14:45:07.589	1:01.837	18.398	21.305	22.134
11	14:46:09.994	1:02.405	18.308	21.423	22.674
12	14:47:12.735	1:02.741	18.589	21.724	22.428
13	14:48:16.080	1:03.345	18.950	21.822	22.573
14	14:49:20.047	1:03.967	19.359	21.957	22.651
15	14:50:24.387	1:04.340	19.540	22.366	22.434
16	14:51:27.848	1:03.461	19.214	21.999	22.248
17	14:52:31.424	1:03.576	18.897	22.537	22.142
18	14:53:35.093	1:03.669	18.960	21.891	22.818

Lap	Time of Day	Lap Tm	S1 Tm	S2 Tm	S3 Tm
(34) Jens Edman					
1	14:35:52.885	1:05.150	20.226	22.187	22.737
2	14:36:55.981	1:03.096	18.569	21.915	22.612
3	14:37:58.579	1:02.598	18.419	21.558	22.621
4	14:39:00.723	1:02.144	18.325	21.445	22.374

Lap	Time of Day	Lap Tm	S1 Tm	S2 Tm	S3 Tm
5	14:40:02.944	1:02.221	18.310	21.499	22.412
6	14:41:05.193	1:02.249	18.320	21.568	22.361
7	14:42:07.404	1:02.211	18.278	21.522	22.411
8	14:43:09.457	1:02.053	18.162	21.578	22.313
9	14:44:11.737	1:02.280	18.283	21.592	22.405
10	14:45:14.282	1:02.545	18.337	21.804	22.404
11	14:46:16.696	1:02.414	18.366	21.654	22.394
12	14:47:19.432	1:02.736	18.344	21.767	22.625
13	14:48:23.199	1:03.767	18.639	21.972	23.156
14	14:49:27.299	1:04.100	18.990	22.145	22.965
15	14:50:31.203	1:03.904	18.893	22.283	22.728
16	14:51:34.930	1:03.727	18.776	22.215	22.736
17	14:52:38.549	1:03.619	18.958	22.025	22.636
18	14:53:42.752	1:04.203	18.925	22.289	22.989

Lap	Time of Day	Lap Tm	S1 Tm	S2 Tm	S3 Tm
(96) Marcus Palmér					
1	14:35:54.574	1:06.300	21.075	22.705	22.520
2	14:36:57.609	1:03.035	19.270	21.644	22.121
3	14:37:59.539	1:01.930	18.298	21.338	22.294
4	14:39:01.874	1:02.335	18.697	21.535	22.103
5	14:40:05.772	1:03.898	18.208	21.822	23.868
6	14:41:07.316	1:01.544	18.323	21.128	22.093
7	14:42:09.344	1:02.028	18.178	21.757	22.093
8	14:43:11.835	1:02.491	18.325	21.924	22.242
9	14:44:13.633	1:01.798	18.337	21.388	22.073
10	14:45:16.106	1:02.473	18.348	21.586	22.539
11	14:46:18.009	1:01.903	18.263	21.316	22.324
12	14:47:20.213	1:02.204	18.235	21.303	22.666
13	14:48:23.708	1:03.495	18.834	21.826	22.835
14	14:49:27.596	1:03.888	19.079	21.944	22.865
15	14:50:32.249	1:04.653	18.990	22.127	23.536
16	14:51:36.074	1:03.825	19.042	22.049	22.734
17	14:52:39.353	1:03.279	18.865	22.031	22.383
18	14:53:43.778	1:04.425	18.934	22.533	22.958

Lap	Time of Day	Lap Tm	S1 Tm	S2 Tm	S3 Tm
(16) Jocke Mangs					
1	14:35:54.183	1:06.008	21.007	22.244	22.757
2	14:36:59.390	1:05.207	20.185	22.174	22.848
3	14:38:02.412	1:03.022	18.928	21.583	22.511
4	14:39:04.297	1:01.885	18.300	21.314	22.271
5	14:40:07.458	1:03.161	18.294	21.279	23.588
6	14:41:09.262	1:01.804	18.341	21.230	22.233
7	14:42:10.916	1:01.654	18.247	21.239	22.168
8	14:43:12.552	1:01.636	18.174	21.180	22.282
9	14:44:14.617	1:02.065	18.299	21.465	22.301
10	14:45:17.650	1:03.033	18.241	22.056	22.736
11	14:46:19.645	1:01.995	18.329	21.413	22.253
12	14:47:23.650	1:04.005	19.709	21.678	22.618
13	14:48:27.094	1:03.444	18.995	21.688	22.761
14	14:49:31.291	1:04.197	19.151	22.251	22.795
15	14:50:35.421	1:04.130	18.908	22.289	22.933
16	14:51:38.363	1:02.942	18.811	21.630	22.501
17	14:52:41.490	1:03.127	18.707	21.891	22.529
18	14:53:45.208	1:03.718	18.639	21.949	23.130

Lap	Time of Day	Lap Tm	S1 Tm	S2 Tm	S3 Tm
(98) Stein Frederic Akre					
1	14:35:55.860	1:07.312	21.050	23.535	22.727
2	14:36:59.546	1:03.686	18.910	22.141	22.635
3	14:38:01.799	1:02.253	18.358	21.439	22.456
4	14:39:03.830	1:02.031	18.090	21.375	22.566
5	14:40:06.280	1:02.450	18.143	21.538	22.769
6	14:41:08.107	1:01.827	18.067	21.425	22.335
7	14:42:09.829	1:01.722	18.163	21.442	22.117
8	14:43:12.209	1:02.380	18.163	21.958	22.259
9	14:44:14.253	1:02.044	18.198	21.517	22.329
10	14:45:17.248	1:02.995	18.195	22.291	22.509

STCC Knutstorp

Camaro Cup

Ring Knutstorp 2,070 Km

Heat 2

19.05.2012 14:30

Race (20:00 or 18 Laps) started at 14:34:47

Lap	Time of Day	Lap Tm	S1 Tm	S2 Tm	S3 Tm
11	14:46:19.360	1:02.112	18.151	21.627	22.334
12	14:47:24.449	1:05.089	19.815	22.258	23.016
13	14:48:28.717	1:04.268	18.858	22.478	22.932
14	14:49:33.080	1:04.363	18.872	22.570	22.921
15	14:50:38.101	1:05.021	19.006	22.719	23.296
16	14:51:43.064	1:04.963	19.053	23.090	22.820
17	14:52:46.554	1:03.490	18.756	22.013	22.721
18	14:53:50.737	1:04.183	18.704	22.176	23.303

(7) Ted Brink

1	14:35:53.874	1:05.861	20.746	22.409	22.706
2	14:36:57.121	1:03.247	19.683	21.567	21.997
3	14:37:59.225	1:02.104	18.292	21.334	22.478
4	14:39:01.476	1:02.251	18.738	21.422	22.091
5	14:40:05.192	1:03.716	18.298	21.830	23.588
6	14:41:06.798	1:01.606	18.362	21.261	21.983
7	14:42:08.953	1:02.155	18.385	21.739	22.031
8	14:43:11.373	1:02.420	18.441	21.862	22.117
9	14:44:13.094	1:01.721	18.401	21.239	22.081
10	14:45:16.560	1:03.466	18.354	21.860	23.252
11	14:46:18.500	1:01.940	18.402	21.262	22.276
12	14:47:27.021	1:08.521	18.308	21.257	28.956
13	14:48:29.722	1:02.701	18.668	21.576	22.457
14	14:49:33.433	1:03.711	19.016	21.955	22.740
15	14:50:38.345	1:04.912	19.150	22.893	22.869
16	14:51:43.632	1:05.287	19.069	23.525	22.693
17	14:52:47.969	1:04.337	19.170	22.580	22.587
18	14:53:52.045	1:04.076	18.827	21.907	23.342

(64) Marcus Larsson

1	14:35:55.713	1:07.325	21.097	23.306	22.922
2	14:37:00.064	1:04.351	19.368	22.261	22.722
3	14:38:02.792	1:02.728	18.632	21.701	22.395
4	14:39:05.052	1:02.260	18.329	21.558	22.373
5	14:40:08.090	1:03.038	18.469	21.893	22.676
6	14:41:10.648	1:02.558	18.376	21.714	22.468
7	14:42:13.009	1:02.361	18.359	21.638	22.364
8	14:43:15.547	1:02.538	18.421	21.744	22.373
9	14:44:18.136	1:02.589	18.502	21.691	22.396
10	14:45:21.090	1:02.954	18.288	21.854	22.812
11	14:46:23.670	1:02.580	18.427	21.811	22.342
12	14:47:26.714	1:03.044	18.360	21.724	22.960
13	14:48:30.997	1:04.283	19.308	22.279	22.696
14	14:49:35.182	1:04.185	19.049	22.410	22.726
15	14:50:38.952	1:03.770	18.780	22.315	22.675
16	14:51:43.333	1:04.381	18.810	22.897	22.674
17	14:52:48.846	1:05.513	19.146	23.134	23.233
18	14:53:53.079	1:04.233	18.901	22.160	23.172

(60) Dennis Lind

1	14:36:07.549	1:15.112	21.950	24.783	28.379
2	14:37:10.713	1:03.164	18.845	21.496	22.823
3	14:38:12.885	1:02.172	18.503	21.544	22.125
4	14:39:15.757	1:02.872	18.278	21.329	23.265
5	14:40:18.873	1:03.116	18.815	21.889	22.412
6	14:41:20.359	1:01.486	18.324	21.181	21.981
7	14:42:22.458	1:02.099	18.274	21.274	22.551
8	14:43:24.579	1:02.121	18.664	21.324	22.133
9	14:44:27.120	1:02.541	18.219	21.380	22.942
10	14:45:29.150	1:02.030	18.338	21.572	22.120
11	14:46:30.558	1:01.408	18.255	21.087	22.066
12	14:47:32.754	1:02.196	18.343	21.451	22.402
13	14:48:35.842	1:03.088	18.481	21.833	22.774
14	14:49:38.863	1:03.021	18.650	21.508	22.863
15	14:50:42.419	1:03.556	18.793	22.180	22.583
16	14:51:45.651	1:03.232	18.903	21.850	22.479

Lap	Time of Day	Lap Tm	S1 Tm	S2 Tm	S3 Tm
17	14:52:49.032	1:03.381	18.539	21.807	23.035
18	14:53:53.551	1:04.519	19.332	21.937	23.250

(86) Fredric Magnuson

1	14:35:57.078	1:07.152	20.289	23.840	23.023
2	14:37:01.365	1:04.287	18.751	22.492	23.044
3	14:38:04.275	1:02.910	18.606	21.776	22.528
4	14:39:07.153	1:02.878	18.423	21.744	22.711
5	14:40:11.510	1:04.357	19.966	21.625	22.766
6	14:41:14.239	1:02.729	18.407	21.555	22.767
7	14:42:16.957	1:02.718	18.402	21.734	22.582
8	14:43:19.580	1:02.623	18.424	21.690	22.509
9	14:44:21.975	1:02.395	18.306	21.684	22.405
10	14:45:24.498	1:02.523	18.301	21.547	22.675
11	14:46:27.370	1:02.872	18.428	21.873	22.571
12	14:47:30.638	1:03.268	18.474	21.829	22.965
13	14:48:34.662	1:04.024	18.775	22.150	23.099
14	14:49:38.407	1:03.745	18.733	22.130	22.882
15	14:50:42.166	1:03.759	18.961	21.966	22.832
16	14:51:46.450	1:04.284	19.480	22.136	22.668
17	14:52:49.806	1:03.356	18.633	21.974	22.749
18	14:53:54.434	1:04.628	18.987	22.164	23.477

(77) Michael Wärm

1	14:35:57.341	1:07.888	21.016	23.977	22.895
2	14:37:01.819	1:04.478	18.760	22.604	23.214
3	14:38:04.615	1:02.796	18.589	21.737	22.470
4	14:39:07.378	1:02.763	18.337	21.776	22.650
5	14:40:10.656	1:03.278	19.432	21.385	22.461
6	14:41:13.757	1:03.101	18.420	22.127	22.554
7	14:42:15.861	1:02.104	18.419	21.427	22.258
8	14:43:18.289	1:02.428	18.446	21.647	22.335
9	14:44:20.495	1:02.206	18.382	21.296	22.528
10	14:45:23.316	1:02.821	18.528	21.829	22.464
11	14:46:26.716	1:03.400	18.519	22.354	22.527
12	14:47:29.859	1:03.143	18.361	21.519	23.263
13	14:48:33.442	1:03.583	18.829	22.050	22.704
14	14:49:37.402	1:03.960	18.915	22.030	23.015
15	14:50:41.448	1:04.046	19.096	22.183	22.767
16	14:51:45.157	1:03.709	18.769	22.335	22.605
17	14:52:49.466	1:04.309	18.734	22.706	22.869
18	14:53:54.880	1:05.414	19.126	22.148	24.140

(73) Stefan Jacobsson

1	14:35:58.331	1:07.929	20.620	24.329	22.980
2	14:37:02.897	1:04.566	18.858	22.246	23.462
3	14:38:06.317	1:03.420	18.733	21.830	22.857
4	14:39:09.968	1:03.651	18.483	22.284	22.884
5	14:40:13.393	1:03.425	18.643	21.960	22.822
6	14:41:16.693	1:03.300	18.628	22.012	22.660
7	14:42:19.926	1:03.233	18.494	21.978	22.761
8	14:43:23.110	1:03.184	18.451	22.022	22.711
9	14:44:26.531	1:03.421	18.590	21.798	23.033
10	14:45:30.456	1:03.925	18.518	22.670	22.737
11	14:46:33.720	1:03.264	18.583	21.899	22.782
12	14:47:37.486	1:03.766	18.612	21.902	23.252
13	14:48:41.879	1:04.393	18.769	22.550	23.074
14	14:49:46.434	1:04.555	19.177	22.630	22.748
15	14:50:50.733	1:04.299	19.007	22.203	23.089
16	14:51:54.951	1:04.218	18.992	22.173	23.053
17	14:52:58.396	1:03.445	18.839	21.796	22.810
18	14:54:02.758	1:04.362	18.748	22.369	23.245

(21) Daniel Ivarsson

1	14:36:08.595	1:15.905	24.007	25.120	26.778
2	14:37:13.155	1:04.560	19.449	22.532	22.579



STCC Knutstorp

Camaro Cup

Ring Knutstorp 2,070 Km

Heat 2

19.05.2012 14:30

Race (20:00 or 18 Laps) started at 14:34:47

Lap	Time of Day	Lap Tm	S1 Tm	S2 Tm	S3 Tm	Lap	Time of Day	Lap Tm	S1 Tm	S2 Tm	S3 Tm
3	14:38:15.427	1:02.272	18.502	21.512	22.258	9	14:44:41.207	1:05.879	19.198	23.359	23.322
4	14:39:17.525	1:02.098	18.356	21.179	22.563	10	14:45:46.202	1:04.995	18.852	22.461	23.682
5	14:40:21.489	1:03.964	18.585	22.013	23.366	11	14:46:50.750	1:04.548	19.062	22.218	23.268
6	14:41:23.609	1:02.120	18.495	21.369	22.256	12	14:47:55.824	1:05.074	19.318	22.273	23.483
7	14:42:25.754	1:02.145	18.392	21.205	22.548	13	14:49:00.905	1:05.081	19.339	22.268	23.474
8	14:43:27.728	1:01.974	18.506	21.182	22.286	14	14:50:06.243	1:05.338	19.510	22.261	23.567
9	14:44:29.490	1:01.762	18.395	21.268	22.099	15	14:51:12.343	1:06.100	19.894	22.668	23.538
10	14:45:32.237	1:02.747	18.583	21.611	22.553	16	14:52:19.572	1:07.229	19.712	23.801	23.716
11	14:46:35.975	1:03.738	18.744	22.220	22.774	17	14:53:28.263	1:08.691	20.422	23.361	24.908
12	14:47:40.359	1:04.384	18.588	22.267	23.529	(95) Mikael Eklund					
13	14:48:45.612	1:05.253	19.547	22.124	23.582	1	14:36:17.605	1:26.878	21.233	26.436	39.209
14	14:49:50.609	1:04.997	19.189	22.845	22.963	2	14:37:21.609	1:04.004	19.312	22.042	22.650
15	14:50:54.162	1:03.553	18.959	21.924	22.670	3	14:38:25.192	1:03.583	18.502	21.907	23.174
16	14:51:57.406	1:03.244	19.096	21.816	22.332	4	14:39:29.688	1:04.496	19.648	22.165	22.683
17	14:53:00.348	1:02.942	18.665	21.741	22.536	5	14:40:33.102	1:03.414	18.591	21.886	22.937
18	14:54:05.559	1:05.211	18.649	22.529	24.033	6	14:41:36.514	1:03.412	18.743	21.912	22.757
(19) Anders Brofalk						7	14:42:40.350	1:03.836	18.607	22.132	23.097
1	14:35:53.295	1:05.193	20.522	21.927	22.744	8	14:43:44.303	1:03.953	18.921	21.963	23.069
2	14:36:56.314	1:03.019	18.533	21.877	22.609	9	14:44:47.722	1:03.419	18.842	21.849	22.728
3	14:37:58.829	1:02.515	18.313	21.774	22.428	10	14:45:51.243	1:03.521	18.590	21.920	23.011
4	14:39:01.167	1:02.338	18.357	21.631	22.350	11	14:46:55.281	1:04.038	18.860	22.119	23.059
5	14:40:23.573	1:22.406	18.208	21.570	42.628	12	14:48:00.354	1:05.073	18.865	22.071	24.137
6	14:41:26.371	1:02.798	18.356	21.761	22.681	13	14:49:06.135	1:05.781	19.531	22.918	23.332
7	14:42:30.263	1:03.892	18.470	22.612	22.810	14	14:50:11.247	1:05.112	19.325	22.519	23.268
8	14:43:32.536	1:02.273	18.321	21.588	22.364	15	14:51:17.806	1:06.559	19.821	23.248	23.490
9	14:44:34.953	1:02.417	18.246	21.635	22.536	16	14:52:27.649	1:09.843	19.849	26.216	23.778
10	14:45:37.657	1:02.704	18.306	21.732	22.666	17	14:53:37.805	1:10.156	19.909	25.333	24.914
11	14:46:40.662	1:03.005	18.760	21.588	22.657	(10) Stefan Pettersson					
12	14:47:43.857	1:03.195	18.402	21.993	22.800	1	14:36:01.199	1:10.305	20.783	26.196	23.326
13	14:48:48.308	1:04.451	18.687	22.775	22.989	2	14:37:05.613	1:04.414	18.979	22.572	22.863
14	14:49:52.650	1:04.342	18.964	22.374	23.004	3	14:38:09.877	1:04.264	19.046	22.321	22.897
15	14:51:15.191	1:22.541	19.041	40.209	23.291	4	14:39:12.901	1:03.024	18.528	21.893	22.603
16	14:52:19.928	1:04.737	18.790	22.883	23.064	5	14:40:16.220	1:03.319	18.620	21.880	22.819
17	14:53:24.862	1:04.934	19.682	22.323	22.929	6	14:41:19.126	1:02.906	18.505	21.809	22.592
18	14:54:30.512	1:05.650	18.902	22.719	24.029	7	14:42:22.223	1:03.097	18.493	21.990	22.614
(58) Ronny Vestengen						8	14:43:26.192	1:03.969	19.203	21.862	22.904
1	14:36:05.012	1:13.526	23.820	24.333	25.373	9	14:44:29.230	1:03.038	18.606	21.677	22.755
2	14:37:10.552	1:05.540	19.281	22.591	23.668	10	14:45:31.955	1:02.725	18.353	21.584	22.788
3	14:38:14.225	1:03.673	19.096	21.847	22.730	11	14:46:35.753	1:03.798	18.578	21.979	23.241
4	14:39:17.305	1:03.080	18.608	21.666	22.806	12	14:47:40.028	1:04.275	18.563	22.133	23.579
5	14:40:22.362	1:05.057	19.156	22.016	23.885	13	14:48:44.850	1:04.822	19.032	22.559	23.231
6	14:41:26.156	1:03.794	18.785	22.151	22.858	14	14:49:55.627	1:10.777	19.307	28.035	23.435
7	14:42:31.636	1:05.480	19.189	22.366	23.925	15	14:51:10.636	1:15.009	27.445	24.007	23.557
8	14:43:35.813	1:04.177	18.863	21.760	23.554	16	14:52:37.723	1:27.087	19.942	43.481	23.664
9	14:44:40.506	1:04.693	19.034	22.374	23.285	17	14:53:44.801	1:07.078	19.425	24.026	23.627
10	14:45:44.833	1:04.327	18.906	22.253	23.168	(42) Bjarne Nordal					
11	14:46:49.561	1:04.728	19.359	22.020	23.349	1	14:36:20.600	1:28.488	40.681	23.875	23.932
12	14:47:54.453	1:04.892	19.337	22.350	23.205	2	14:37:26.144	1:05.544	19.059	22.766	23.719
13	14:49:00.001	1:05.548	19.716	22.521	23.311	3	14:38:31.297	1:05.153	19.141	22.839	23.173
14	14:50:05.091	1:05.090	19.218	22.593	23.279	4	14:39:35.831	1:04.534	18.832	22.320	23.382
15	14:51:10.941	1:05.850	19.420	22.916	23.514	5	14:40:40.640	1:04.809	18.879	22.378	23.552
16	14:52:18.372	1:07.431	19.852	24.465	23.114	6	14:41:45.475	1:04.835	18.923	22.667	23.245
17	14:53:24.588	1:06.216	20.255	22.483	23.478	7	14:42:50.818	1:05.343	19.328	22.666	23.349
18	14:54:32.333	1:07.745	20.118	22.852	24.775	8	14:43:55.912	1:05.094	18.987	22.426	23.681
(88) Anssi-Jukka Kasi						9	14:45:01.449	1:05.537	19.672	22.396	23.469
1	14:36:00.628	1:09.230	21.442	24.490	23.298	10	14:46:07.271	1:05.822	19.084	23.341	23.397
2	14:37:05.128	1:04.500	19.271	22.049	23.180	11	14:47:14.581	1:07.310	19.812	22.913	24.585
3	14:38:10.757	1:05.629	20.147	22.423	23.059	12	14:48:20.648	1:06.067	19.394	22.765	23.908
4	14:39:15.008	1:04.251	18.907	22.025	23.319	13	14:49:29.096	1:08.448	19.952	24.602	23.894
5	14:40:21.325	1:06.317	19.363	23.481	23.473	14	14:50:36.928	1:07.832	19.567	23.513	24.752
6	14:41:25.548	1:04.223	19.162	22.010	23.051	15	14:51:49.614	1:12.686	22.145	26.986	23.555
7	14:42:30.838	1:05.290	19.021	22.545	23.724	16	14:52:55.658	1:06.044	19.597	22.877	23.570
8	14:43:35.328	1:04.490	18.938	21.994	23.558	17	14:54:04.457	1:08.799	20.367	24.173	24.259



STCC Knutstorp

Camaro Cup

Ring Knutstorp 2,070 Km

Heat 2

19.05.2012 14:30

Race (20:00 or 18 Laps) started at 14:34:47

Lap	Time of Day	Lap Tm	S1 Tm	S2 Tm	S3 Tm	Lap	Time of Day	Lap Tm	S1 Tm	S2 Tm	S3 Tm
(27) Felix Körling											
1	14:36:06.895	1:14.574	24.056	24.756	25.762						
2	14:37:16.706	1:09.811	20.810	24.557	24.444						
3	14:38:25.093	1:08.387	20.261	23.761	24.365						
4	14:39:33.735	1:08.642	20.578	23.630	24.434						
5	14:40:42.849	1:09.114	20.308	24.242	24.564						
6	14:41:50.824	1:07.975	20.313	23.509	24.153						
7	14:42:59.141	1:08.317	20.328	23.621	24.368						
8	14:44:09.401	1:10.260	20.409	25.263	24.588						
9	14:45:21.185	1:11.784	20.039	27.158	24.587						
10	14:46:30.218	1:09.033	20.293	24.724	24.016						
11	14:47:39.398	1:09.180	20.282	23.452	25.446						
12	14:48:51.272	1:11.874	22.102	24.880	24.892						
13	14:50:00.576	1:09.304	20.502	24.395	24.407						
14	14:51:09.997	1:09.421	20.855	24.130	24.436						
15	14:52:25.016	1:15.019	20.274	29.147	25.598						
16	14:53:33.325	1:08.309	20.530	23.493	24.286						
(30) Jari Nurminen											
1	14:35:59.359	1:08.862	20.966	25.179	22.717						
2	14:37:03.390	1:04.031	18.864	22.014	23.153						
3	14:38:06.939	1:03.549	18.773	22.068	22.708						
4	14:39:10.187	1:03.248	18.665	21.880	22.703						
5	14:40:13.882	1:03.695	18.758	21.904	23.033						
6	14:41:17.143	1:03.261	18.612	22.017	22.632						
7	14:42:20.196	1:03.053	18.504	21.885	22.664						
8	14:43:23.413	1:03.217	18.472	21.974	22.771						
9	14:44:26.937	1:03.524	18.638	21.878	23.008						
10	14:45:30.878	1:03.941	18.829	22.366	22.746						
11	14:46:37.228	1:06.350	18.713	22.125	25.512						
p12	14:47:58.015	1:20.787	20.213	24.849							
(48) Alx Danielsson											
1	14:35:57.846	1:08.023	20.871	24.191	22.961						
2	14:37:02.245	1:04.399	18.802	22.321	23.276						
3	14:38:04.961	1:02.716	18.588	21.659	22.469						
4	14:39:07.670	1:02.709	18.498	21.598	22.613						
5	14:40:10.261	1:02.591	18.781	21.342	22.468						
6	14:41:13.458	1:03.197	18.457	22.171	22.569						
7	14:42:17.190	1:03.732	19.798	21.537	22.397						
8	14:43:19.880	1:02.690	18.541	21.654	22.495						
9	14:44:22.445	1:02.565	18.506	21.604	22.455						
10	14:45:24.748	1:02.303	18.273	21.509	22.521						
(4) Hampus Lindkvist											
1	14:35:56.610	1:07.336	20.628	23.772	22.936						
2	14:37:09.006	1:12.396	18.726	22.627	31.043						
3	14:38:12.331	1:03.325	18.621	22.008	22.696						
4	14:39:15.617	1:03.286	18.301	21.525	23.460						
5	14:40:20.472	1:04.855	19.227	22.649	22.979						
6	14:41:22.523	1:02.051	18.307	21.338	22.406						
(66) Marius Fjeld											
p1	14:36:18.583	1:29.770	21.067	29.114							
(31) Tony Leivo											
p1	14:36:20.694	1:29.715	24.634	28.651							