

Rotax Max Euro Trophy Round 1 Genk

E20 Project

Genk 1,360 Km

Session 1 FRI

14.04.2023 09:00

Practice (10:00 Time) started at 8:59:59

Pos	No.	Name	Nat	Chassis	Raceteam	Laps	Best Tm	Diff	Gap	In Lap	km/h
1	755	Mats Johan Overhoff	DEU		KRAFT MOTORSPORT	6	55.357			5	88,444
2	721	Tijs Daems	BEL		DAEMS RACING TEAM	11	55.577	0.220	0.220	9	88,094
3	756	Tomasz Ibsen	POL		RS COMPETITION	10	55.740	0.383	0.163	6	87,836
4	741	Emma Svensson	SWE	ROTAX	DAEMS RACING TEAM	10	56.648	1.291	0.908	10	86,428
5	804	Rainer Born	DEU	SODI	KRAFT MOTORSPORT	10	56.801	1.444	0.153	10	86,196
6	604	Antoine Lemieux	CAN	SODI	LEMIEUX ANTOINE	10	56.972	1.615	0.171	10	85,937
7	801	Hector Ramirez	CHI	SODI	RAMIREZ HECTOR	10	57.091	1.734	0.119	9	85,758
8	602	Christopher Holst	CHE	SODI	KART-SHOP CARIGIET	10	57.119	1.762	0.028	7	85,716
9	601	Arthur Lorimier	FRA		LORIMIER	10	57.183	1.826	0.064	9	85,620
10	603	Frederique Lemieux	CAN	SODI	LEMIEUX FREDERIQUE	10	57.241	1.884	0.058	10	85,533
11	803	Cas Poldermans	NLD		POLDERMANS CAS	3	59.494	4.137	2.253	2	82,294

Rotax Max Euro Trophy Round 1 Genk

E20 Project

Genk 1,360 Km

Session 1 FRI

14.04.2023 09:00

Practice (10:00 Time) started at 8:59:59

Lap	Time of Day	Lap Tm	Diff	S1 Tm	S2 Tm	S3 Tm	Lap	Time of Day	Lap Tm	Diff	S1 Tm	S2 Tm	S3 Tm
(755) Mats Johan Overhoff							8	9:08:06.976	57.177	+0.205	22.736	17.046	17.395
1	9:04:31.408	58.272	+2.915	24.061	17.202	17.009	9	9:09:03.952	56.976	+0.004	22.626	17.005	17.345
2	9:05:27.429	56.021	+0.664	22.337	16.851	16.833	10	9:10:00.924	56.972		22.651	16.947	17.374
3	9:06:23.045	55.616	+0.259	22.179	16.707	16.730	(801) Hector Ramirez						
4	9:07:19.263	56.218	+0.861	22.155	17.169	16.894	1	9:01:34.014	1:04.110	+7.019	27.196	18.742	18.172
5	9:08:14.620	55.357		21.993	16.629	16.735	2	9:02:32.978	58.964	+1.873	23.952	17.538	17.474
6	9:09:10.099	55.479	+0.122	22.051	16.679	16.749	3	9:03:30.931	57.953	+0.862	23.149	17.445	17.359
(721) Tijs Daems							4	9:04:28.357	57.426	+0.335	22.902	17.192	17.332
1	9:01:12.533	58.842	+3.265	24.207	17.219	17.416	5	9:05:48.662	1:20.305	+23.214	22.703	17.279	40.323
2	9:02:08.981	56.448	+0.871	22.598	16.855	16.995	6	9:06:49.758	1:01.096	+4.005	26.162	17.441	17.493
3	9:03:05.048	56.067	+0.490	22.340	16.750	16.977	7	9:07:47.487	57.729	+0.638	22.880	17.492	17.357
4	9:04:01.041	55.993	+0.416	22.231	16.763	16.999	8	9:08:45.147	57.660	+0.569	23.117	17.339	17.204
5	9:04:56.746	55.705	+0.128	22.118	16.711	16.876	9	9:09:42.238	57.091		22.796	17.080	17.215
6	9:05:52.386	55.640	+0.063	22.181	16.603	16.856	10	9:10:39.454	57.216	+0.125	22.665	17.298	17.253
7	9:06:48.030	55.644	+0.067	22.132	16.644	16.868	(602) Christopher Holst						
8	9:07:43.672	55.642	+0.065	22.092	16.660	16.890	1	9:01:21.273	1:02.452	+5.333	26.144	18.257	18.051
9	9:08:39.249	55.577		22.168	16.567	16.842	2	9:02:20.020	58.747	+1.628	23.691	17.486	17.570
10	9:09:34.841	55.592	+0.015	22.132	16.604	16.856	3	9:03:18.827	58.807	+1.688	23.365	17.857	17.585
11	9:10:30.563	55.722	+0.145	22.216	16.548	16.958	4	9:04:16.865	58.038	+0.919	23.144	17.267	17.627
(756) Tomasz Ibsen							5	9:05:15.836	58.971	+1.852	23.850	17.539	17.582
1	9:02:00.534	59.450	+3.710	24.751			6	9:06:13.164	57.328	+0.209	22.926	17.125	17.277
2	9:02:57.430	56.896	+1.156	22.664			7	9:07:10.283	57.119		22.786	17.058	17.275
3	9:03:53.731	56.301	+0.561	22.333	16.865	17.103	8	9:08:07.404	57.121	+0.002	22.847	17.014	17.260
4	9:04:49.748	56.017	+0.277	22.175	16.778	17.064	9	9:09:04.709	57.305	+0.186	22.777	17.082	17.446
5	9:05:45.799	56.051	+0.311	22.369	16.641	17.041	10	9:10:02.282	57.573	+0.454	22.851	17.246	17.476
6	9:06:41.539	55.740		22.154	16.751	16.835	(601) Arthur Lorimier						
7	9:07:37.373	55.834	+0.094	22.272			1	9:01:19.691	1:04.838	+7.655	27.214	18.947	18.677
8	9:08:33.212	55.839	+0.099	22.200	16.637	17.002	2	9:02:18.668	58.977	+1.794	23.622	17.618	17.737
9	9:09:29.067	55.855	+0.115	22.167	16.685	17.003	3	9:03:16.752	58.084	+0.901	23.133	17.339	17.612
10	9:10:24.823	55.756	+0.016	22.280	16.590	16.886	4	9:04:14.519	57.767	+0.584	23.081	17.230	17.456
(741) Emma Svensson							5	9:05:12.125	57.606	+0.423	22.999	17.082	17.525
1	9:01:23.407	1:01.800	+5.152	26.058	18.002	17.740	6	9:06:09.481	57.356	+0.173	22.793	17.023	17.540
2	9:02:21.331	57.924	+1.276	23.162	17.350	17.412	7	9:07:06.886	57.405	+0.222	22.849	17.120	17.436
3	9:03:19.330	57.999	+1.351	22.830	17.493	17.676	8	9:08:04.158	57.272	+0.089	22.813	17.081	17.378
4	9:04:17.334	58.004	+1.356	23.074	17.383	17.547	9	9:09:01.341	57.183		22.840	16.970	17.373
5	9:05:15.136	57.802	+1.154	23.090	17.303	17.409	10	9:09:58.765	57.424	+0.241	22.848	17.150	17.426
6	9:06:12.170	57.034	+0.386	22.646	17.018	17.370	(603) Frederique Lemieux						
7	9:07:09.436	57.266	+0.618	22.545	17.021	17.700	1	9:01:22.124	1:02.835	+5.594	26.748	18.068	18.019
8	9:08:06.616	57.180	+0.532	22.675	17.008	17.497	2	9:02:20.533	58.409	+1.168	23.325	17.334	17.750
9	9:09:03.423	56.807	+0.159	22.474	16.954	17.379	3	9:03:19.960	59.427	+2.186	23.307	17.699	18.421
10	9:10:00.071	56.648		22.450	16.927	17.271	4	9:04:18.059	58.099	+0.858	23.213	17.337	17.549
(804) Rainer Born							5	9:05:16.177	58.118	+0.877	23.143	17.215	17.760
1	9:01:33.612	1:05.427	+8.626	27.831	19.008	18.588	6	9:06:13.819	57.642	+0.401	22.901	17.115	17.626
2	9:02:32.376	58.764	+1.963	23.684	17.466	17.614	7	9:07:11.358	57.539	+0.298	22.937	16.980	17.622
3	9:03:30.095	57.719	+0.918	23.085	17.236	17.398	8	9:08:09.202	57.844	+0.603	23.122	17.114	17.608
4	9:04:27.473	57.378	+0.577	22.864	17.174	17.340	9	9:09:06.916	57.714	+0.473	23.047	17.134	17.533
5	9:05:24.847	57.374	+0.573	22.860	17.192	17.322	10	9:10:04.157	57.241		22.819	17.013	17.409
6	9:06:22.291	57.444	+0.643	22.843	17.237	17.364	(803) Cas Poldermans						
7	9:07:19.957	57.666	+0.865	22.752	17.259	17.655	1	9:01:35.988	1:04.658	+5.164	27.205	19.182	18.271
8	9:08:17.065	57.108	+0.307	22.756	17.008	17.344	2	9:02:35.482	59.494		23.464	18.145	17.885
9	9:09:14.072	57.007	+0.206	22.754	16.914	17.339	3	9:03:35.096	59.614	+0.120	23.621	18.340	17.653
10	9:10:10.873	56.801		22.601	16.964	17.236	(604) Antoine Lemieux						
1	9:01:21.210	1:03.471	+6.499	26.956	18.290	18.225	1	9:01:21.210	1:03.471	+6.499	26.956	18.290	18.225
2	9:02:19.897	58.687	+1.715	23.486	17.429	17.772	2	9:02:19.897	58.687	+1.715	23.486	17.429	17.772
3	9:03:19.018	59.121	+2.149	23.630	17.853	17.638	3	9:03:19.018	59.121	+2.149	23.630	17.853	17.638
4	9:04:17.068	58.050	+1.078	23.132	17.229	17.689	4	9:04:17.068	58.050	+1.078	23.132	17.229	17.689
5	9:05:15.432	58.364	+1.392	23.181	17.722	17.461	5	9:05:15.432	58.364	+1.392	23.181	17.722	17.461
6	9:06:12.696	57.264	+0.292	22.873	17.041	17.350	6	9:06:12.696	57.264	+0.292	22.873	17.041	17.350
7	9:07:09.799	57.103	+0.131	22.749	16.989	17.365	7	9:07:09.799	57.103	+0.131	22.749	16.989	17.365



Rotax Max Euro Trophy Round 1 Genk

E20 Project

Genk 1,360 Km

Session 2 FRI

14.04.2023 10:38

Practice (10:00 Time) started at 10:38:04

Pos	No.	Name	Nat	Chassis	Raceteam	Laps	Best Tm	Diff	Gap	In Lap	km/h
1	721	Tijs Daems	BEL		DAEMS RACING TEAM	5	54.859			2	89,247
2	755	Mats Johan Overhoff	DEU		KRAFT MOTORSPORT	3	54.951	0.092	0.092	2	89,098
3	756	Tomasz Ibsen	POL		RS COMPETITION	9	55.483	0.624	0.532	5	88,243
4	801	Hector Ramirez	CHI	SODI	RAMIREZ HECTOR	8	56.228	1.369	0.745	8	87,074
5	604	Antoine Lemieux	CAN	SODI	LEMIEUX ANTOINE	9	56.322	1.463	0.094	5	86,929
6	741	Emma Svensson	SWE	ROTAX	DAEMS RACING TEAM	9	56.383	1.524	0.061	8	86,835
7	887	Andreas Matis	DEU	SODI	KARTODROM	7	56.683	1.824	0.300	4	86,375
8	804	Rainer Born	DEU	SODI	KRAFT MOTORSPORT	5	56.793	1.934	0.110	4	86,208
9	601	Arthur Lorimier	FRA		LORIMIER	8	56.843	1.984	0.050	3	86,132
10	602	Christopher Holst	CHE	SODI	KART-SHOP CARIGIET	9	56.871	2.012	0.028	3	86,090
11	603	Frederique Lemieux	CAN	SODI	LEMIEUX FREDERIQUE	9	56.926	2.067	0.055	4	86,006
12	803	Cas Poldermans	NLD		POLDERMANS CAS	8	57.519	2.660	0.593	4	85,120

Rotax Max Euro Trophy Round 1 Genk

E20 Project

Genk 1,360 Km

Session 2 FRI

14.04.2023 10:38

Practice (10:00 Time) started at 10:38:04

Lap	Time of Day	Lap Tm	Diff	S1 Tm	S2 Tm	S3 Tm
(721) Tijs Daems						
1	10:43:06.187	56.138	+1.279	22.900	16.472	16.766
2	10:44:01.046	54.859		21.929	16.346	16.584
3	10:44:56.697	55.651	+0.792	22.204	16.710	16.737
4	10:45:51.873	55.176	+0.317	21.987	16.443	16.746
5	10:46:47.218	55.345	+0.486	22.007	16.605	16.733

(755) Mats Johan Overhoff						
1	10:44:52.126	1:53.393	+58.442	24.202	16.498	16.578
2	10:45:47.077	54.951		21.866	16.447	16.638
3	10:46:42.113	55.036	+0.085	21.882	16.490	16.664

(756) Tomasz Ibsen						
1	10:39:21.444	58.343	+2.860	23.913	17.260	17.170
2	10:40:17.404	55.960	+0.477	22.392	16.692	16.876
3	10:41:12.998	55.594	+0.111	22.127	16.512	16.955
4	10:42:08.722	55.724	+0.241	22.218	16.639	16.867
5	10:43:04.205	55.483		22.090	16.506	16.887
6	10:44:00.430	56.225	+0.742	22.224	16.809	17.192
7	10:44:56.804	56.374	+0.891	22.554	16.759	17.061
8	10:45:52.546	55.742	+0.259	22.225	16.656	16.861
9	10:46:48.332	55.786	+0.303	22.130	16.710	16.946

(801) Hector Ramirez						
1	10:39:57.038	1:14.292	+18.064	33.337	21.953	19.002
2	10:40:57.191	1:00.153	+3.925	24.517	17.979	17.657
3	10:41:53.998	56.807	+0.579	22.777	17.061	16.969
4	10:43:01.758	1:07.760	+11.532	25.340	20.028	22.392
5	10:44:00.880	59.122	+2.894	24.963	17.094	17.065
6	10:44:58.519	57.639	+1.411	22.692	17.756	17.191
7	10:45:55.028	56.509	+0.281	22.513	17.006	16.990
8	10:46:51.256	56.228		22.426	16.810	16.992

(804) Antoine Lemieux						
1	10:39:24.545	1:01.340	+5.018	26.090	17.492	17.758
2	10:40:21.964	57.419	+1.097	23.093	16.984	17.342
3	10:41:18.635	56.671	+0.349	22.598	16.797	17.276
4	10:42:15.199	56.564	+0.242	22.540	16.703	17.321
5	10:43:11.521	56.322		22.475	16.696	17.151
6	10:44:08.738	57.217	+0.895	22.648	17.328	17.241
7	10:45:05.540	56.802	+0.480	22.524	16.887	17.391
8	10:46:02.522	56.982	+0.660	22.713	16.905	17.364
9	10:46:59.362	56.840	+0.518	22.699	16.787	17.354

(741) Emma Svensson						
1	10:39:14.887	58.609	+2.226	23.896	17.332	17.381
2	10:40:12.161	57.274	+0.891	22.503	17.425	17.346
3	10:41:09.174	57.013	+0.630	22.631	17.101	17.281
4	10:42:06.209	57.035	+0.652	22.445	17.274	17.316
5	10:43:02.865	56.656	+0.273	22.419	16.991	17.246
6	10:44:00.264	57.399	+1.016	23.229	16.962	17.208
7	10:44:57.703	57.439	+1.056	22.937	17.323	17.179
8	10:45:54.086	56.383		22.348	16.806	17.229
9	10:46:50.525	56.439	+0.056	22.280	16.908	17.251

(887) Andreas Matis						
1	10:39:58.741	1:07.109	+10.426	27.141	22.187	17.781
2	10:40:59.651	1:00.910	+4.227	25.139	17.619	18.152
3	10:41:56.463	56.812	+0.129	22.458	17.218	17.136
4	10:42:53.146	56.683		22.675	16.883	17.125
5	10:44:51.883	1:58.737	+1:02.054			
6	10:45:50.129	58.246	+1.563	23.955	17.060	17.231
7	10:46:46.822	56.693	+0.010	22.568	16.953	17.172

(804) Rainer Born						
--------------------------	--	--	--	--	--	--

Lap	Time of Day	Lap Tm	Diff	S1 Tm	S2 Tm	S3 Tm
1	10:39:56.774	1:11.794	+15.001	31.690	20.972	19.132
2	10:40:56.756	59.982	+3.189	24.157	18.105	17.720
3	10:41:53.628	56.872	+0.079	22.617	17.027	17.228
4	10:42:50.421	56.793		22.588	16.955	17.250
5	10:43:47.324	56.903	+0.110	22.570	16.996	17.337

(601) Arthur Lorimier						
1	10:39:22.234	1:02.041	+5.198	26.506	17.716	17.819
2	10:40:19.525	57.291	+0.448	22.826	16.949	17.516
3	10:41:16.368	56.843		22.632	16.923	17.288
4	10:42:13.312	56.944	+0.101	22.616	16.974	17.354
5	10:44:23.134	2:09.822	+1:12.979	22.901	17.567	1:29.354
6	10:45:20.995	57.861	+1.018	23.252	17.124	17.485
7	10:46:17.932	56.937	+0.094	22.695	16.867	17.375
8	10:47:14.776	56.844	+0.001	22.606	16.874	17.364

(602) Christopher Holst						
1	10:39:22.363	1:00.734	+3.863	25.209	17.906	17.619
2	10:40:19.926	57.563	+0.692	22.855	17.256	17.452
3	10:41:16.797	56.871		22.732	16.813	17.326
4	10:42:13.858	57.061	+0.190	22.715	16.956	17.390
5	10:43:10.869	57.011	+0.140	22.640	16.913	17.458
6	10:44:07.923	57.054	+0.183	22.775	17.029	17.250
7	10:45:05.583	57.660	+0.789	22.892	17.153	17.615
8	10:46:03.339	57.756	+0.885	23.156	17.127	17.473
9	10:47:00.652	57.313	+0.442	22.808	16.984	17.521

(603) Frederique Lemieux						
1	10:39:25.620	1:01.571	+4.645	25.669	17.978	17.924
2	10:40:23.428	57.808	+0.882	23.134	17.157	17.517
3	10:41:20.795	57.367	+0.441	22.856	17.112	17.399
4	10:42:17.721	56.926		22.743	16.876	17.307
5	10:43:14.940	57.219	+0.293	22.749	17.054	17.416
6	10:44:12.258	57.318	+0.392	22.741	17.043	17.534
7	10:45:09.966	57.708	+0.782	22.947	17.210	17.551
8	10:46:07.491	57.525	+0.599	22.893	17.051	17.581
9	10:47:05.121	57.630	+0.704	22.836	17.102	17.692

(803) Cas Poldermans						
1	10:39:35.097	1:08.138	+10.619	27.811	19.701	20.626
2	10:40:38.435	1:03.338	+5.819	26.326	18.890	18.122
3	10:41:36.758	58.323	+0.804	23.077	17.682	17.564
4	10:42:34.277	57.519		22.770	17.296	17.453
5	10:43:32.060	57.783	+0.264	22.822	17.549	17.412
6	10:44:30.582	58.522	+1.003	23.284	17.729	17.509
7	10:45:29.542	58.960	+1.441	23.574	17.786	17.600
8	10:46:27.961	58.419	+0.900	23.254	17.617	17.548

Rotax Max Euro Trophy Round 1 Genk

E20 Project

Genk 1,360 Km

Session 3 FRI

14.04.2023 12:16

Practice (7:00 Time) started at 12:16:01

Pos	No.	Name	Nat	Chassis	Raceteam	Laps	Best Tm	Diff	Gap	In Lap	km/h
1	721	Tijs Daems	BEL		DAEMS RACING TEAM	5	55.257			5	88,604
2	755	Mats Johan Overhoff	DEU		KRAFT MOTORSPORT	7	55.338	0.081	0.081	6	88,474
3	756	Tomasz Ibsen	POL		RS COMPETITION	6	55.490	0.233	0.152	6	88,232
4	887	Andreas Matis	DEU	SODI	KARTODROM	7	56.361	1.104	0.871	6	86,869
5	741	Emma Svensson	SWE	ROTAX	DAEMS RACING TEAM	8	56.416	1.159	0.055	7	86,784
6	801	Hector Ramirez	CHI	SODI	RAMIREZ HECTOR	7	56.523	1.266	0.107	5	86,620
7	604	Antoine Lemieux	CAN	SODI	LEMIEUX ANTOINE	8	56.583	1.326	0.060	6	86,528
8	804	Rainer Born	DEU	SODI	KRAFT MOTORSPORT	7	56.639	1.382	0.056	5	86,442
9	602	Christopher Holst	CHE	SODI	KART-SHOP CARIGIET	8	56.660	1.403	0.021	7	86,410
10	601	Arthur Lorimier	FRA		LORIMIER	8	56.727	1.470	0.067	5	86,308
11	603	Frederique Lemieux	CAN	SODI	LEMIEUX FREDERIQUE	7	57.155	1.898	0.428	4	85,662

Rotax Max Euro Trophy Round 1 Genk

E20 Project

Genk 1,360 Km

Session 3 FRI

14.04.2023 12:16

Practice (7:00 Time) started at 12:16:01

Lap	Time of Day	Lap Tm	Diff	S1 Tm	S2 Tm	S3 Tm
(721) Tijs Daems						
1	12:20:02.389	2:08.237	+1:12.980	30.067	16.990	16.915
2	12:20:57.874	55.485	+0.228	22.149	16.580	16.756
3	12:21:53.281	55.407	+0.150	22.082	16.565	16.760
4	12:22:48.575	55.294	+0.037	22.014	16.504	16.776
5	12:23:43.832	55.257		22.021	16.446	16.790

Lap	Time of Day	Lap Tm	Diff	S1 Tm	S2 Tm	S3 Tm
(755) Mats Johan Overhoff						
1	12:17:08.161	57.173	+1.835	23.416	16.899	16.858
2	12:18:03.793	55.632	+0.294	22.201	16.645	16.786
3	12:19:05.113	1:01.320	+5.982	22.134	22.218	16.968
4	12:20:00.602	55.489	+0.151	22.099	16.694	16.696
5	12:20:55.965	55.363	+0.025	21.994	16.652	16.717
6	12:21:51.303	55.338		22.009	16.585	16.744
7	12:22:46.642	55.339	+0.001	22.008	16.576	16.755

Lap	Time of Day	Lap Tm	Diff	S1 Tm	S2 Tm	S3 Tm
(756) Tomasz Ibsen						
1	12:17:10.384	57.266	+1.776	23.433	16.940	16.893
2	12:18:06.500	56.116	+0.626	22.440	16.665	17.011
3	12:20:02.903	1:56.403	+1:00.913	22.409	16.897	16.963
4	12:22:00.157	1:57.254	+1:01.764	22.186	16.596	1:18.472
5	12:22:56.077	55.920	+0.430	22.443	16.592	16.885
6	12:23:51.567	55.490		22.028	16.724	16.738

Lap	Time of Day	Lap Tm	Diff	S1 Tm	S2 Tm	S3 Tm
(887) Andreas Matis						
1	12:18:11.107	59.071	+2.710	24.442	17.337	17.292
2	12:19:08.253	57.146	+0.785	22.859	16.995	17.292
3	12:20:05.227	56.974	+0.613	22.701	16.952	17.321
4	12:21:01.872	56.645	+0.284	22.544	16.894	17.207
5	12:21:58.444	56.572	+0.211	22.641	16.807	17.124
6	12:22:54.805	56.361		22.425	16.798	17.138
7	12:23:51.226	56.421	+0.060	22.530	16.795	17.096

Lap	Time of Day	Lap Tm	Diff	S1 Tm	S2 Tm	S3 Tm
(741) Emma Svensson						
1	12:17:15.476	1:00.074	+3.658	25.278	17.255	17.541
2	12:18:12.685	57.209	+0.793	22.703	17.150	17.356
3	12:19:09.464	56.779	+0.363	22.553	17.014	17.212
4	12:20:06.091	56.627	+0.211	22.539	16.950	17.138
5	12:21:02.889	56.798	+0.382	22.644	16.943	17.211
6	12:21:59.393	56.504	+0.088	22.484	16.902	17.118
7	12:22:55.809	56.416		22.421	16.836	17.159
8	12:23:52.640	56.831	+0.415	22.716	16.898	17.217

Lap	Time of Day	Lap Tm	Diff	S1 Tm	S2 Tm	S3 Tm
(801) Hector Ramirez						
1	12:17:51.351	1:10.756	+14.233	28.853	21.702	20.201
2	12:18:48.514	57.163	+0.640	22.918	17.130	17.115
3	12:19:45.396	56.882	+0.359	22.750	16.985	17.147
4	12:20:42.066	56.670	+0.147	22.495	17.094	17.081
5	12:21:38.589	56.523		22.494	16.938	17.091
6	12:22:35.328	56.739	+0.216	22.670	16.911	17.158
7	12:23:32.932	57.604	+1.081	22.995	17.368	17.241

Lap	Time of Day	Lap Tm	Diff	S1 Tm	S2 Tm	S3 Tm
(604) Antoine Lemieux						
1	12:17:17.066	59.635	+3.052	24.620	17.380	17.635
2	12:18:14.386	57.320	+0.737	22.846	17.082	17.392
3	12:19:11.583	57.197	+0.614	22.619	17.094	17.484
4	12:20:08.552	56.969	+0.386	22.756	16.856	17.357
5	12:21:05.276	56.724	+0.141	22.541	16.885	17.298
6	12:22:01.859	56.583		22.517	16.786	17.280
7	12:22:58.626	56.767	+0.184	22.617	16.814	17.336
8	12:23:55.640	57.014	+0.431	22.741	16.863	17.410

Lap	Time of Day	Lap Tm	Diff	S1 Tm	S2 Tm	S3 Tm
(804) Rainer Born						
1	12:18:04.924	1:27.445	+30.806	31.013	21.717	34.715
2	12:19:05.489	1:00.565	+3.926	24.002	18.754	17.809

Lap	Time of Day	Lap Tm	Diff	S1 Tm	S2 Tm	S3 Tm
3	12:20:02.834	57.345	+0.706	22.884	17.241	17.220
4	12:21:00.280	57.446	+0.807	22.978	17.199	17.269
5	12:21:56.919	56.639		22.476	16.959	17.204
6	12:22:53.678	56.759	+0.120	22.474	17.031	17.254
7	12:23:50.319	56.641	+0.002	22.393	17.019	17.229

Lap	Time of Day	Lap Tm	Diff	S1 Tm	S2 Tm	S3 Tm
(602) Christopher Holst						
1	12:17:16.069	1:01.237	+4.577	25.074	17.884	18.279
2	12:18:14.654	58.585	+1.925	23.133	17.687	17.765
3	12:19:11.880	57.226	+0.566	22.798	17.065	17.363
4	12:20:08.874	56.994	+0.334	22.679	16.954	17.361
5	12:21:05.819	56.945	+0.285	22.671	16.959	17.315
6	12:22:02.516	56.697	+0.037	22.567	16.950	17.180
7	12:22:59.176	56.660		22.578	16.905	17.177
8	12:23:55.979	56.803	+0.143	22.696	16.896	17.211

Lap	Time of Day	Lap Tm	Diff	S1 Tm	S2 Tm	S3 Tm
(601) Arthur Lorimier						
1	12:17:16.587	1:01.433	+4.706	26.178	17.481	17.774
2	12:18:14.147	57.560	+0.833	22.817	17.248	17.495
3	12:19:11.153	57.006	+0.279	22.616	16.945	17.445
4	12:20:08.138	56.985	+0.258	22.660	16.987	17.338
5	12:21:04.865	56.727		22.578	16.921	17.228
6	12:22:02.052	57.187	+0.460	22.631	16.872	17.684
7	12:22:59.013	56.961	+0.234	22.555	17.060	17.346
8	12:23:55.802	56.789	+0.062	22.716	16.871	17.202

Lap	Time of Day	Lap Tm	Diff	S1 Tm	S2 Tm	S3 Tm
(603) Frederique Lemieux						
1	12:17:18.381	1:00.129	+2.974	24.759	17.671	17.699
2	12:18:16.084	57.703	+0.548	23.060	17.115	17.528
3	12:19:13.674	57.590	+0.435	22.960	17.165	17.465
4	12:20:10.829	57.155		22.752	16.889	17.514
5	12:21:08.199	57.370	+0.215	22.915	16.997	17.458
6	12:22:05.411	57.212	+0.057	22.761	16.978	17.473
7	12:23:02.623	57.212	+0.057	22.852	16.835	17.525



Rotax Max Euro Trophy Round 1 Genk

E20 Project

Genk 1,360 Km

Non Qualifying Practice

14.04.2023 15:00

Practice (5:00 Time) started at 15:00:00

Pos	No.	Name	Nat	Chassis	Raceteam	Laps	Best Tm	Diff	Gap	In Lap	km/h
1	756	Tomasz Ibsen	POL		RS COMPETITION	6	54.844			4	89,271
2	755	Mats Johan Overhoff	DEU		KRAFT MOTORSPORT	5	55.043	0.199	0.199	2	88,949
3	721	Tijs Daems	BEL		DAEMS RACING TEAM	6	55.049	0.205	0.006	3	88,939
4	887	Andreas Matis	DEU	SODI	KARTODROM	5	56.129	1.285	1.080	5	87,228
5	801	Hector Ramirez	CHI	SODI	RAMIREZ HECTOR	5	56.170	1.326	0.041	5	87,164
6	604	Antoine Lemieux	CAN	SODI	LEMIEUX ANTOINE	5	56.256	1.412	0.086	4	87,031
7	741	Emma Svensson	SWE	ROTAX	DAEMS RACING TEAM	5	56.444	1.600	0.188	5	86,741
8	804	Rainer Born	DEU	SODI	KRAFT MOTORSPORT	5	56.589	1.745	0.145	5	86,519
9	601	Arthur Lorimier	FRA		LORIMIER	5	56.688	1.844	0.099	3	86,367
10	602	Christopher Holst	CHE	SODI	KART-SHOP CARIGIET	5	56.730	1.886	0.042	4	86,304
11	603	Frederique Lemieux	CAN	SODI	LEMIEUX FREDERIQUE	5	56.857	2.013	0.127	3	86,111
12	803	Cas Poldermans	NLD		POLDERMANS CAS	5	57.636	2.792	0.779	3	84,947

Rotax Max Euro Trophy Round 1 Genk

E20 Project

Genk 1,360 Km

Non Qualifying Practice

14.04.2023 15:00

Practice (5:00 Time) started at 15:00:00

Lap	Time of Day	Lap Tm	Diff	S1 Tm	S2 Tm	S3 Tm
(756) Tomasz Ibsen						
1	15:01:14.412	56.931	+2.087	23.554	16.755	16.622
2	15:02:09.378	54.966	+0.122	21.855	16.314	16.797
3	15:03:04.241	54.863	+0.019	21.731	16.352	16.780
4	15:03:59.085	54.844		21.763	16.364	16.717
5	15:04:54.270	55.185	+0.341	21.920	16.443	16.822
6	15:05:49.546	55.276	+0.432	21.915	16.526	16.835

(755) Mats Johan Overhoff						
1	15:01:21.981	58.454	+3.411	24.264	17.273	16.917
2	15:02:17.024	55.043		21.867	16.482	16.694
3	15:03:12.752	55.728	+0.685	21.989	16.843	16.896
4	15:04:08.117	55.365	+0.322	22.070	16.624	16.671
5	15:05:04.036	55.919	+0.876	22.350	16.703	16.866

(721) Tijs Daems						
1	15:01:15.623	57.425	+2.376	23.335	17.192	16.898
2	15:02:10.764	55.141	+0.092	22.085	16.452	16.604
3	15:03:05.813	55.049		21.916	16.445	16.688
4	15:04:00.982	55.169	+0.120	21.963	16.498	16.708
5	15:04:56.115	55.133	+0.084	22.003	16.454	16.676
6	15:05:53.268	57.153	+2.104	22.138	17.083	17.932

(887) Andreas Matis						
1	15:01:39.487	1:00.625	+12.496	24.359	21.794	22.472
2	15:02:35.885	56.398	+0.269	22.607	16.895	16.896
3	15:03:32.045	56.160	+0.031	22.320	16.820	17.020
4	15:04:28.405	56.360	+0.231	22.517	16.694	17.149
5	15:05:24.534	56.129		22.341	16.756	17.032

(801) Hector Ramirez						
1	15:01:35.639	1:10.634	+14.464	26.898	21.122	22.614
2	15:02:32.832	57.193	+1.023	22.860	17.175	17.158
3	15:03:29.050	56.218	+0.048	22.316	16.849	17.053
4	15:04:25.246	56.196	+0.026	22.432	16.849	16.915
5	15:05:21.416	56.170		22.318	16.910	16.942

(604) Antoine Lemieux						
1	15:01:22.924	1:00.638	+4.382	25.156	17.478	18.004
2	15:02:19.653	56.729	+0.473	22.797	16.625	17.307
3	15:03:16.324	56.671	+0.415	22.559	16.851	17.261
4	15:04:12.580	56.256		22.482	16.606	17.168
5	15:05:09.022	56.442	+0.186	22.338	16.893	17.211

(741) Emma Svensson						
1	15:01:19.469	1:00.109	+3.665	24.655	17.707	17.747
2	15:02:16.384	56.915	+0.471	22.610	17.131	17.174
3	15:03:13.440	57.056	+0.612	22.393	17.003	17.660
4	15:04:10.166	56.726	+0.282	22.346	17.024	17.356
5	15:05:06.610	56.444		22.225	16.896	17.323

(804) Rainer Born						
1	15:01:27.159	1:01.606	+5.017	25.867	18.242	17.497
2	15:02:23.824	56.665	+0.076	22.540	16.979	17.146
3	15:03:20.577	56.753	+0.164	22.542	16.987	17.224
4	15:04:17.587	57.010	+0.421	22.466	17.329	17.215
5	15:05:14.176	56.589		22.433	17.014	17.142

(601) Arthur Lorimier						
1	15:01:16.795	1:01.194	+4.506	25.524	18.049	17.621
2	15:02:14.184	57.389	+0.701	22.847	17.076	17.466
3	15:03:10.872	56.688		22.565	16.816	17.307
4	15:04:07.648	56.776	+0.088	22.522	16.885	17.369
5	15:05:04.720	57.072	+0.384	22.531	16.878	17.663

Lap	Time of Day	Lap Tm	Diff	S1 Tm	S2 Tm	S3 Tm
(602) Christopher Holst						
1	15:01:19.800	1:00.731	+4.001	24.814	18.053	17.864
2	15:02:16.786	56.986	+0.256	22.799	16.851	17.336
3	15:03:14.066	57.280	+0.550	22.903	17.042	17.335
4	15:04:10.796	56.730		22.545	16.892	17.293
5	15:05:07.705	56.909	+0.179	22.575	16.922	17.412

(603) Frederique Lemieux						
1	15:01:23.733	1:00.906	+4.049	25.503	17.570	17.833
2	15:02:20.921	57.188	+0.331	22.840	16.965	17.383
3	15:03:17.778	56.857		22.710	16.833	17.314
4	15:04:14.837	57.059	+0.202	22.595	16.879	17.585
5	15:05:12.079	57.242	+0.385	22.609	17.073	17.560

(803) Cas Poldermans						
1	15:01:24.592	1:00.821	+3.185	25.231	17.995	17.595
2	15:02:22.243	57.651	+0.015	22.678	17.472	17.501
3	15:03:19.879	57.636		22.796	17.451	17.389
4	15:04:17.949	58.070	+0.434	22.915	17.707	17.448
5	15:05:16.193	58.244	+0.608	23.153	17.873	17.218

Rotax Max Euro Trophy Round 1 Genk

E20 Project

Genk 1,360 Km

Qualifying Practice

14.04.2023 17:15

- NEW I -

Qualifying (5:00 Time) started at 17:14:59

Pos	No.	Name	Nat	Chassis	Raceteam	Laps	Best Tm	Diff	Gap	In Lap	km/h
1	721	Tijs Daems	BEL		DAEMS RACING TEAM	5	54.504			3	89,828
2	756	Tomasz Ibsen	POL		RS COMPETITION	4	54.525	0.021	0.021	2	89,794
3	755	Mats Johan Overhoff	DEU		KRAFT MOTORSPORT	5	54.621	0.117	0.096	2	89,636
4	801	Hector Ramirez	CHI	SODI	RAMIREZ HECTOR	6	55.397	0.893	0.776	3	88,380
5	741	Emma Svensson	SWE	ROTAX	DAEMS RACING TEAM	6	55.929	1.425	0.532	4	87,540
6	887	Andreas Matis	DEU	SODI	KARTODROM	5	56.075	1.571	0.146	4	87,312
7	804	Rainer Born	DEU	SODI	KRAFT MOTORSPORT	5	56.251	1.747	0.031	4	87,038
8	603	Frederique Lemieux	CAN	SODI	LEMIEUX FREDERIQUE	5	56.579	2.075	0.317	4	86,534
9	803	Cas Poldermans	NLD		POLDERMANS CAS	5	56.731	2.227	0.152	4	86,302
10	604	Antoine Lemieux	CAN	SODI	LEMIEUX ANTOINE	6	56.087	1.583	0.012	4	87,293
11	602	Christopher Holst	CHE	SODI	KART-SHOP CARIGIET	6	56.220	1.716	0.133	3	87,086
12	601	Arthur Lorimier	FRA		LORIMIER	5	56.262	1.758	0.011	4	87,021

Announcements

These results are provisional until the conclusion of any judicial and technical matters!
 #602; 604; 601 +3 pos penalty (front fairing)

Rotax Max Euro Trophy Round 1 Genk

E20 Project

Genk 1,360 Km

Qualifying Practice

14.04.2023 17:15

Qualifying (5:00 Time) started at 17:14:59

Lap	Time of Day	Lap Tm	Diff	S1 Tm	S2 Tm	S3 Tm
(721) Tijs Daems						
1	17:16:06.083	55.778	+1.274	22.752	16.424	16.602
2	17:17:00.639	54.556	+0.052	21.751	16.266	16.539
3	17:17:55.143	54.504		21.759	16.235	16.510
4	17:18:50.106	54.963	+0.459	21.842	16.339	16.782
5	17:19:44.940	54.834	+0.330	21.853	16.322	16.659

Lap	Time of Day	Lap Tm	Diff	S1 Tm	S2 Tm	S3 Tm
(756) Tomasz Ibsen						
1	17:16:22.592	56.626	+2.101	23.242	16.719	16.665
2	17:17:17.117	54.525		21.633	16.224	16.668
3	17:18:11.754	54.637	+0.112	21.747	16.256	16.634
4	17:19:06.446	54.692	+0.167	21.680	16.261	16.751

Lap	Time of Day	Lap Tm	Diff	S1 Tm	S2 Tm	S3 Tm
(755) Mats Johan Overhoff						
1	17:16:46.669	56.706	+2.085	23.228	16.800	16.678
2	17:17:41.290	54.621		21.756	16.337	16.528
3	17:18:36.001	54.711	+0.090	21.773	16.361	16.577
4	17:19:30.857	54.856	+0.235	21.801	16.444	16.611
5	17:20:25.977	55.120	+0.499	21.929	16.462	16.729

Lap	Time of Day	Lap Tm	Diff	S1 Tm	S2 Tm	S3 Tm
(801) Hector Ramirez						
1	17:16:10.651	58.648	+3.251	23.842	17.536	17.270
2	17:17:06.379	55.728	+0.331	22.242	16.619	16.867
3	17:18:01.776	55.397		21.902	16.623	16.872
4	17:18:57.357	55.581	+0.184	22.035	16.755	16.791
5	17:19:53.197	55.840	+0.443	22.082	16.866	16.892
6	17:20:49.217	56.020	+0.623	22.351	16.727	16.942

Lap	Time of Day	Lap Tm	Diff	S1 Tm	S2 Tm	S3 Tm
(741) Emma Svensson						
1	17:16:11.350	59.080	+3.151	24.429	17.359	17.292
2	17:17:09.160	57.810	+1.881	22.437	17.763	17.610
3	17:18:05.424	56.264	+0.335	22.266	16.852	17.146
4	17:19:01.353	55.929		22.104	16.763	17.062
5	17:19:57.537	56.184	+0.255	22.146	16.878	17.160
6	17:20:53.822	56.285	+0.356	22.199	16.946	17.140

Lap	Time of Day	Lap Tm	Diff	S1 Tm	S2 Tm	S3 Tm
(887) Andreas Matis						
1	17:16:58.635	1:06.473	+10.398	29.836	19.292	17.345
2	17:17:54.777	56.142	+0.067	22.454	16.823	16.865
3	17:18:51.031	56.254	+0.179	22.303	16.705	17.246
4	17:19:47.106	56.075		22.192	16.746	17.137
5	17:20:43.411	56.305	+0.230	22.201	16.885	17.219

Lap	Time of Day	Lap Tm	Diff	S1 Tm	S2 Tm	S3 Tm
(604) Antoine Lemieux						
1	17:16:11.685	58.643	+2.556	24.040	17.201	17.402
2	17:17:08.164	56.479	+0.392	22.455	16.866	17.158
3	17:18:04.370	56.206	+0.119	22.509	16.547	17.150
4	17:19:00.457	56.087		22.359	16.631	17.097
5	17:19:56.625	56.168	+0.081	22.307	16.685	17.176
6	17:20:52.938	56.313	+0.226	22.530	16.674	17.109

Lap	Time of Day	Lap Tm	Diff	S1 Tm	S2 Tm	S3 Tm
(602) Christopher Holst						
1	17:16:11.801	58.282	+2.062	23.875	17.051	17.356
2	17:17:08.594	56.793	+0.573	22.630	16.945	17.218
3	17:18:04.814	56.220		22.480	16.577	17.163
4	17:19:01.080	56.266	+0.046	22.368	16.672	17.226
5	17:19:58.112	57.032	+0.812	22.727	16.909	17.396
6	17:20:54.969	56.857	+0.637	22.529	16.956	17.372

Lap	Time of Day	Lap Tm	Diff	S1 Tm	S2 Tm	S3 Tm
(804) Rainer Born						
1	17:16:57.595	1:04.949	+8.698	28.144	19.151	17.654
2	17:17:53.961	56.366	+0.115	22.524	16.945	16.897
3	17:18:50.463	56.502	+0.251	22.454	16.844	17.204
4	17:19:46.714	56.251		22.303	16.862	17.086
5	17:20:43.088	56.374	+0.123	22.436	16.822	17.116

Lap	Time of Day	Lap Tm	Diff	S1 Tm	S2 Tm	S3 Tm
(601) Arthur Lorimier						
1	17:16:13.770	59.235	+2.973	24.517	17.347	17.371
2	17:17:10.272	56.502	+0.240	22.547	16.670	17.285
3	17:18:06.838	56.566	+0.304	22.297	16.877	17.392
4	17:19:03.100	56.262		22.277	16.748	17.237
5	17:20:01.460	58.360	+2.098	22.389	18.206	17.765

Lap	Time of Day	Lap Tm	Diff	S1 Tm	S2 Tm	S3 Tm
(603) Frederique Lemieux						
1	17:16:12.273	58.956	+2.377	24.233	17.273	17.450
2	17:17:09.535	57.262	+0.683	22.675	16.871	17.716
3	17:18:06.180	56.645	+0.066	22.626	16.814	17.205
4	17:19:02.759	56.579		22.553	16.798	17.228
5	17:20:00.383	57.624	+1.045	22.500	17.802	17.322

Lap	Time of Day	Lap Tm	Diff	S1 Tm	S2 Tm	S3 Tm
(803) Cas Poldermans						
1	17:16:32.811	1:01.638	+4.907	25.218	18.230	18.190
2	17:17:31.135	58.324	+1.593	23.122	17.665	17.537
3	17:18:28.448	57.313	+0.582	22.998	17.035	17.280
4	17:19:25.179	56.731		22.525	16.861	17.345
5	17:20:22.487	57.308	+0.577	22.760	17.135	17.413



Rotax Max Euro Trophy Round 1 Genk

E20 Project

Genk 1,360 Km

Race 1 Heat 1

15.04.2023 10:00

Race (10:00 and 1 Laps)

8	56.220 602 Christopher Holst	56.262 601 Arthur Lorimier
7	15 56.579 603 Frederique Lemieux	16 56.087 604 Antoine Lemieux
6	13	14
5	11	12
4	9 56.251 804 Rainer Born	10 56.731 803 Cas Poldermans
3	7 55.929 741 Emma Svensson	8 56.075 887 Andreas Matis
2	5 54.621 755 Mats Johan Overhoff	6 55.397 801 Hector Ramirez
1	3 54.504 721 Tijs Daems	4 54.525 756 Tomasz Ibsen
	POLE POSITION 1	2



Rotax Max Euro Trophy Round 1 Genk

E20 Project

Genk 1,360 Km

Race 10 Heat 2


15.04.2023 13:30

Race (10:00 and 1 Laps)

8
7
6
5
4
3
2
1

56.220 602 Christopher Holst
15 56.579 603 Frederique Lemieux
13
11
9 56.251 804 Rainer Born
7 55.929 741 Emma Svensson
5 54.621 755 Mats Johan Overhoff
3 54.504 721 Tijs Daems
POLE POSITION 1

56.262 601 Arthur Lorimier
16 56.087 604 Antoine Lemieux
14
12
10 56.731 803 Cas Poldermans
8 56.075 887 Andreas Matis
6 55.397 801 Hector Ramirez
4 54.525 756 Tomasz Ibsen
2



Rotax Max Euro Trophy Round 1 Genk

E20 Project

Genk 1,360 Km

Race 17 Heat 3

15.04.2023 15:50

Race (10:00 and 1 Laps)

8
7
6
5
4
3
2
1

56.220 602 Christopher Holst
15 56.579 603 Frederique Lemieux
13
11
9 56.251 804 Rainer Born
7 55.929 741 Emma Svensson
5 54.621 755 Mats Johan Overhoff
3 54.504 721 Tijs Daems
POLE POSITION 1

56.262 601 Arthur Lorimier
16 56.087 604 Antoine Lemieux
14
12
10 56.731 803 Cas Poldermans
8 56.075 887 Andreas Matis
6 55.397 801 Hector Ramirez
4 54.525 756 Tomasz Ibsen
2



Rotax Max Euro Trophy Round 1 Genk

E20 Project

Genk 1,360 Km

Warm up

15.04.2023 08:30

Practice (7:00 Time) started at 8:30:01

Pos	No.	Name	Nat	Chassis	Raceteam	Laps	Best Tm	Diff	Gap	In Lap	km/h
1	601	Arthur Lorimier	FRA		LORIMIER	4	58.567			4	83,597
2	756	Tomasz Ibsen	POL		RS COMPETITION	5	58.775	0.208	0.208	5	83,301
3	801	Hector Ramirez	CHI	SODI	RAMIREZ HECTOR	5	59.076	0.509	0.301	5	82,876
4	803	Cas Poldermans	NLD		POLDERMANS CAS	2	59.968	1.401	0.892	2	81,644
5	603	Frederique Lemieux	CAN	SODI	LEMIEUX FREDERIQUE	2	1:01.784	3.217	1.816	2	79,244
6	604	Antoine Lemieux	CAN	SODI	LEMIEUX ANTOINE	1	1:06.746	8.179	4.962	1	73,353
7	602	Christopher Holst	CHE	SODI	KART-SHOP CARIGIET					0	-
8	721	Tijs Daems	BEL		DAEMS RACING TEAM					0	-

Rotax Max Euro Trophy Round 1 Genk

E20 Project

Genk 1,360 Km

Warm up

15.04.2023 08:30

Practice (7:00 Time) started at 8:30:01

Lap	Time of Day	Lap Tm	Diff	S1 Tm	S2 Tm	S3 Tm	Lap	Time of Day	Lap Tm	Diff	S1 Tm	S2 Tm	S3 Tm
(601) Arthur Lorimier													
1	8:32:37.705	1:08.078	+9.511	28.016	19.483	20.579							
2	8:33:38.891	1:01.186	+2.619	24.795	18.080	18.311							
3	8:34:37.873	58.982	+0.415	23.408	17.420	18.154							
4	8:35:36.440	58.567		23.217	17.540	17.810							
(756) Tomasz Ibsen													
1	8:31:16.746	1:02.075	+3.300	25.790	18.009	18.276							
2	8:32:16.693	59.947	+1.172	23.914	17.747	18.286							
3	8:33:16.645	59.952	+1.177	24.115	17.833	18.004							
4	8:34:15.909	59.264	+0.489	23.689	17.520	18.055							
5	8:35:14.684	58.775		23.436	17.492	17.847							
(801) Hector Ramirez													
1	8:31:23.116	1:07.004	+7.928	27.436	19.846	19.722							
2	8:32:25.122	1:02.006	+2.930	24.802	18.740	18.464							
3	8:33:25.468	1:00.346	+1.270	23.850	18.422	18.074							
4	8:34:24.864	59.396	+0.320	23.608	17.758	18.030							
5	8:35:23.940	59.076		23.456	17.786	17.834							
(803) Cas Poldermans													
1	8:34:09.196	1:05.449	+5.481	27.619	19.044	18.786							
2	8:35:09.164	59.968		23.864	17.941	18.163							
(603) Frederique Lemieux													
1	8:34:04.514	1:14.935	+13.151	36.240	18.755	19.940							
2	8:35:06.298	1:01.784		24.673	18.323	18.788							
(604) Antoine Lemieux													
1	8:35:35.248	1:06.746		29.035	18.892	18.819							



Rotax Max Euro Trophy Round 1 Genk

E20 Project

Genk 1,360 Km

Race 1 Heat 1

15.04.2023 10:00

Race (7:00 and 1 Laps) started at 10:01:53

Pos	No.	Name	Nat	Chassis	Raceteam	Laps	Total Tm	Diff	Best Tm	km/h	Points	Commer
1	721	Tijs Daems	BEL		DAEMS RACING TEAM	9	8:32.101		56.543	86,589	0	
2	756	Tomasz Ibsen	POL		RS COMPETITION	9	8:33.677	1.576	56.484	86,679	2	
3	755	Mats Johan Overhoff	DEU		KRAFT MOTORSPORT	9	8:34.210	2.109	56.536	86,600	3	
4	602	Christopher Holst	CHE	SODI	KART-SHOP CARIGIET	9	8:43.316	11.215	56.643	86,436	4	
5	741	Emma Svensson	SWE	ROTAX	DAEMS RACING TEAM	9	8:44.307	12.206	57.694	84,862	5	
6	801	Hector Ramirez	CHI	SODI	RAMIREZ HECTOR	9	8:45.030	12.929	57.122	85,711	6	
7	887	Andreas Matis	DEU	SODI	KARTODROM	9	8:45.031	12.930	57.653	84,922	7	
8	601	Arthur Lorimier	FRA		LORIMIER	9	8:45.332	13.231	56.846	86,127	8	
9	603	Frederique Lemieux	CAN	SODI	LEMIEUX FREDERIQUE	9	8:45.668	13.567	56.941	85,984	9	
10	604	Antoine Lemieux	CAN	SODI	LEMIEUX ANTOINE	9	8:47.386	15.285	56.667	86,399	10	+ 5sec
11	804	Rainer Born	DEU	SODI	KRAFT MOTORSPORT	9	8:52.255	20.154	57.592	85,012	11	+ 5sec
12	803	Cas Poldermans	NLD		POLDERMANS CAS	9	8:52.668	20.567	58.292	83,991	12	

Announcements

These results are provisional until the conclusion of any judicial and technical matters!
#604, 804 +5 sec. time penalty (front fairing)

Margin of Victory	Ø km/h	Best Lap Tm	km/h	Best Lap by
1.576	86,046	56.484	86,679	756 - Tomasz Ibsen

Rotax Max Euro Trophy Round 1 Genk

E20 Project

Genk 1,360 Km

Race 1 Heat 1

15.04.2023 10:00

Race (7:00 and 1 Laps) started at 10:01:53

Lap	Time of Day	Lap Tm	Diff	S1 Tm	S2 Tm	S3 Tm
(721) Tijs Daems						
1	10:02:53.179	59.192	+2.649	24.861	17.040	17.291
2	10:03:49.860	56.681	+0.138	22.545	16.911	17.225
3	10:04:46.520	56.660	+0.117	22.543	16.887	17.230
4	10:05:43.110	56.590	+0.047	22.533	16.867	17.190
5	10:06:39.702	56.592	+0.049	22.518	16.862	17.212
6	10:07:36.290	56.588	+0.045	22.281	17.062	17.245
7	10:08:32.833	56.543		22.322	17.049	17.172
8	10:09:29.464	56.631	+0.088	22.560	16.851	17.220
9	10:10:26.088	56.624	+0.081	22.534	16.875	17.215

Lap	Time of Day	Lap Tm	Diff	S1 Tm	S2 Tm	S3 Tm
(887) Andreas Matis						
1	10:02:55.366	1:00.144	+2.491	25.139	17.494	17.511
2	10:03:53.068	57.702	+0.049	22.993	17.178	17.531
3	10:04:50.721	57.653		23.025	17.168	17.460
4	10:05:48.406	57.685	+0.032	23.121	17.117	17.447
5	10:06:46.354	57.948	+0.295	23.089	17.165	17.694
6	10:07:44.452	58.098	+0.445	22.755	17.572	17.771
7	10:08:42.466	58.014	+0.361	23.000	17.039	17.975
8	10:09:40.787	58.321	+0.668	23.635	17.203	17.483
9	10:10:39.018	58.231	+0.578	23.120	17.394	17.717

Lap	Time of Day	Lap Tm	Diff	S1 Tm	S2 Tm	S3 Tm
(756) Tomasz Ibsen						
1	10:02:53.628	59.610	+3.126	24.988	17.401	17.221
2	10:03:50.520	56.892	+0.408	22.603	16.853	17.436
3	10:04:47.485	56.965	+0.481	22.790	16.880	17.295
4	10:05:44.665	57.180	+0.696	22.584	16.905	17.691
5	10:06:41.417	56.752	+0.268	22.620	17.023	17.109
6	10:07:37.901	56.484		22.505	16.844	17.135
7	10:08:34.447	56.546	+0.062	22.550	16.866	17.130
8	10:09:31.008	56.561	+0.077	22.584	16.857	17.120
9	10:10:27.664	56.656	+0.172	22.594	16.946	17.116

Lap	Time of Day	Lap Tm	Diff	S1 Tm	S2 Tm	S3 Tm
(601) Arthur Lorimier						
1	10:03:01.358	58.925	+2.079	24.392	17.149	17.384
2	10:03:58.370	57.012	+0.166	22.584	17.050	17.378
3	10:04:55.342	56.972	+0.126	22.421	16.937	17.614
4	10:05:52.661	57.319	+0.473	22.998	16.892	17.429
5	10:06:49.507	56.846		22.499	16.916	17.431
6	10:07:46.504	56.997	+0.151	22.730	16.971	17.296
7	10:08:43.654	57.150	+0.304	22.488	16.818	17.844
8	10:09:41.610	57.956	+1.110	23.136	17.192	17.628
9	10:10:39.319	57.709	+0.863	22.809	17.292	17.608

Lap	Time of Day	Lap Tm	Diff	S1 Tm	S2 Tm	S3 Tm
(755) Mats Johan Overhoff						
1	10:02:53.401	58.992	+2.456	24.694	17.105	17.193
2	10:03:50.538	57.137	+0.601	22.647	16.942	17.548
3	10:04:47.279	56.741	+0.205	22.561	16.984	17.196
4	10:05:44.760	57.481	+0.945	22.641	16.982	17.858
5	10:06:41.559	56.799	+0.263	22.649	17.055	17.095
6	10:07:38.194	56.635	+0.099	22.550	16.959	17.126
7	10:08:34.730	56.536		22.566	16.899	17.071
8	10:09:31.348	56.618	+0.082	22.551	16.946	17.121
9	10:10:28.197	56.849	+0.313	22.637	16.929	17.283

Lap	Time of Day	Lap Tm	Diff	S1 Tm	S2 Tm	S3 Tm
(603) Frederique Lemieux						
1	10:03:01.824	59.725	+2.784	24.658	17.488	17.579
2	10:03:58.837	57.013	+0.072	22.708	16.955	17.350
3	10:04:55.948	57.111	+0.170	22.477	17.006	17.628
4	10:05:52.901	56.953	+0.012	22.685	16.930	17.338
5	10:06:49.842	56.941		22.604	16.894	17.443
6	10:07:47.271	57.429	+0.488	22.739	17.078	17.612
7	10:08:45.357	58.086	+1.145	23.371	17.215	17.500
8	10:09:42.521	57.164	+0.223	22.713	16.962	17.489
9	10:10:39.655	57.134	+0.193	22.739	16.948	17.447

Lap	Time of Day	Lap Tm	Diff	S1 Tm	S2 Tm	S3 Tm
(602) Christopher Holst						
1	10:03:00.638	58.542	+1.899	23.793	17.411	17.338
2	10:03:57.562	56.924	+0.281	22.698	17.083	17.143
3	10:04:54.937	57.375	+0.732	22.564		
4	10:05:52.316	57.379	+0.736	23.192	16.803	17.384
5	10:06:49.116	56.800	+0.157	22.597	17.009	17.194
6	10:07:46.503	57.387	+0.744	22.688	16.883	17.816
7	10:08:43.146	56.643		22.011		
8	10:09:40.398	57.252	+0.609			
9	10:10:37.303	56.905	+0.262	22.793	16.890	17.222

Lap	Time of Day	Lap Tm	Diff	S1 Tm	S2 Tm	S3 Tm
(604) Antoine Lemieux						
1	10:03:00.899	58.802	+2.135	23.954	17.432	17.416
2	10:03:58.012	57.113	+0.446	22.631	17.272	17.210
3	10:04:54.882	56.870	+0.203	22.446	16.951	17.473
4	10:05:52.064	57.182	+0.515	22.995	16.885	17.302
5	10:06:48.731	56.667		22.550	16.845	17.272
6	10:07:45.664	56.933	+0.266	22.721	16.859	17.353
7	10:08:42.555	56.891	+0.224	22.479	16.907	17.505
8	10:09:39.472	56.917	+0.250	22.544	17.059	17.314
9	10:10:36.373	56.901	+0.234	22.709	16.872	17.320

Lap	Time of Day	Lap Tm	Diff	S1 Tm	S2 Tm	S3 Tm
(741) Emma Svensson						
1	10:02:55.121	1:00.228	+2.534	25.054	17.302	17.872
2	10:03:52.942	57.821	+0.127	22.871	17.351	17.599
3	10:04:50.636	57.694		22.848	17.196	17.650
4	10:05:48.331	57.695	+0.001	22.881	17.104	17.710
5	10:06:46.143	57.812	+0.118	22.892	17.156	17.764
6	10:07:44.150	58.007	+0.313	22.796	17.570	17.641
7	10:08:42.226	58.076	+0.382	22.953	17.269	17.854
8	10:09:40.582	58.356	+0.662			17.877
9	10:10:38.294	57.712	+0.018	22.919	17.281	17.512

Lap	Time of Day	Lap Tm	Diff	S1 Tm	S2 Tm	S3 Tm
(804) Rainer Born						
1	10:02:56.177	1:00.547	+2.955	25.427	17.519	17.601
2	10:03:55.503	59.326	+1.734	23.329	17.222	18.775
3	10:04:53.282	57.779	+0.187	22.929	17.434	17.416
4	10:05:50.874	57.592		22.897	17.198	17.497
5	10:06:48.656	57.782	+0.190	22.988	17.162	17.632
6	10:07:47.202	58.546	+0.954	23.510	17.371	17.665
7	10:08:45.709	58.507	+0.915	23.221	17.376	17.910
8	10:09:43.507	57.798	+0.206	22.983	17.271	17.544
9	10:10:41.242	57.735	+0.143	23.016	17.225	17.494

Lap	Time of Day	Lap Tm	Diff	S1 Tm	S2 Tm	S3 Tm
(801) Hector Ramirez						
1	10:02:55.854	1:01.114	+3.992	25.799	17.611	17.704
2	10:03:55.251	59.397	+2.275	23.334	17.461	18.602
3	10:04:52.755	57.504	+0.382	22.894	17.197	17.413
4	10:05:50.233	57.478	+0.356	22.864	17.149	17.465
5	10:06:47.355	57.122		22.725	17.061	17.336
6	10:07:44.724	57.369	+0.247	22.754	17.135	17.480
7	10:08:43.517	58.793	+1.671	22.907		
8	10:09:41.200	57.683	+0.561	23.124	17.178	17.381
9	10:10:39.017	57.817	+0.695	22.801	17.541	17.475

Lap	Time of Day	Lap Tm	Diff	S1 Tm	S2 Tm	S3 Tm
(803) Cas Poldermans						
1	10:02:56.770	1:01.063	+2.771	25.501	17.852	17.710
2	10:03:55.906	59.136	+0.844	23.297	17.902	17.937
3	10:04:56.005	1:00.099	+1.807			18.484
4	10:05:54.718	58.713	+0.421	23.492	17.583	17.638
5	10:06:53.068	58.350	+0.058	23.090	17.639	17.621
6	10:07:51.581	58.513	+0.221	23.279	17.610	17.624
7	10:08:49.928	58.347	+0.055	23.262	17.465	17.620
8	10:09:48.220	58.292		23.135	1	

Rotax Max Euro Trophy Round 1 Genk

Lapchart

E20 Project

Genk 1,360 Km

Race 1 Heat 1

15.04.2023 10:00

Race (7:00 and 1 Laps) started at 10:01:53

Competitors	Laps									
	0	1	2	3	4	5	6	7	8	9
Tijs Daems (721)	1	721	721	721	721	721	721	721	721	721
Tomasz Ibsen (756)	2	756	755	756	755	756	756	756	756	756
Mats Johan Overhoff (755)	3	755	756	755	756	755	755	755	755	755
Hector Ramirez (801)	4	801	741	741	741	741	741	741	604	604
Emma Svensson (741)	5	741	887	887	887	887	887	887	602	602
Andreas Matis (887)	6	887	801	801	801	801	801	801	604	741
Rainer Born (804)	7	804	804	804	804	804	604	602	887	801
Cas Poldermans (803)	8	803	803	803	604	604	604	602	801	887
Christopher Holst (602)	9	602	602	602	602	602	601	601	601	601
Antoine Lemieux (604)	10	604	604	604	601	601	601	804	603	603
Frederique Lemieux (603)	11	603	601	601	603	603	603	804	804	804
Arthur Lorimier (601)	12	601	603	603	803	803	803	803	803	803



Rotax Max Euro Trophy Round 1 Genk

E20 Project

Genk 1,360 Km

Race 10 Heat 2

15.04.2023 13:30

Race (7:00 and 1 Laps) started at 13:31:45

Pos	No.	Name	Nat	Chassis	Raceteam	Laps	Total Tm	Diff	Best Tm	km/h	Points	Commer
1	721	Tijs Daems	BEL		DAEMS RACING TEAM	9	8:35.534		56.696	86,355	0	
2	756	Tomasz Ibsen	POL		RS COMPETITION	9	8:36.125	0.591	56.775	86,235	2	
3	755	Mats Johan Overhoff	DEU		KRAFT MOTORSPORT	9	8:36.448	0.914	56.673	86,390	3	
4	887	Andreas Matis	DEU	SODI	KARTODROM	9	8:47.458	11.924	57.918	84,533	4	
5	741	Emma Svensson	SWE	ROTAX	DAEMS RACING TEAM	9	8:48.055	12.521	57.760	84,765	5	
6	804	Rainer Born	DEU	SODI	KRAFT MOTORSPORT	9	8:48.118	12.584	57.870	84,603	6	
7	803	Cas Poldermans	NLD		POLDERMANS CAS	9	8:51.517	15.983	58.370	83,879	7	
8	801	Hector Ramirez	CHI	SODI	RAMIREZ HECTOR	9	8:52.532	16.998	57.811	84,690	8	+ 5sec
9	604	Antoine Lemieux	CAN	SODI	LEMIEUX ANTOINE	9	8:53.561	18.027	56.868	86,094	9	
10	602	Christopher Holst	CHE	SODI	KART-SHOP CARIGIET	9	8:54.207	18.673	56.889	86,062	10	
11	603	Frederique Lemieux	CAN	SODI	LEMIEUX FREDERIQUE	9	8:56.694	21.160	57.301	85,444	11	
12	601	Arthur Lorimier	FRA		LORIMIER	9	8:56.867	21.333	57.123	85,710	12	

Announcements

These results are provisional until the conclusion of any judicial and technical matters!
 #801 +5 sec. time penalty (front fairing)

Margin of Victory	Ø km/h	Best Lap Tm	km/h	Best Lap by
0.591	85,473	56.673	86,390	755 - Mats Johan Overhoff

Rotax Max Euro Trophy Round 1 Genk

E20 Project

Genk 1,360 Km

Race 10 Heat 2

15.04.2023 13:30

Race (7:00 and 1 Laps) started at 13:31:45

Lap	Time of Day	Lap Tm	Diff	S1 Tm	S2 Tm	S3 Tm
(721) Tijs Daems						
1	13:32:44.757	59.729	+3.033	25.022	17.228	17.479
2	13:33:42.243	57.486	+0.790	22.894	17.108	17.484
3	13:34:39.534	57.291	+0.595	22.826	17.083	17.382
4	13:35:36.613	57.079	+0.383	22.733	17.002	17.344
5	13:36:33.620	57.007	+0.311	22.693	17.006	17.308
6	13:37:30.320	56.700	+0.004	22.481	16.922	17.297
7	13:38:27.037	56.717	+0.021	22.506	16.924	17.287
8	13:39:23.733	56.696		22.468	16.950	17.278
9	13:40:20.562	56.829	+0.133	22.570	16.936	17.323

Lap	Time of Day	Lap Tm	Diff	S1 Tm	S2 Tm	S3 Tm
(803) Cas Poldermans						
1	13:32:47.194	1:00.981	+2.611	25.355	17.775	17.851
2	13:33:45.962	58.768	+0.398	23.439	17.661	17.668
3	13:34:45.084	59.122	+0.752	23.687	17.666	17.769
4	13:35:43.454	58.370		23.233	17.466	17.671
5	13:36:42.140	58.686	+0.316	23.416	17.596	17.674
6	13:37:40.618	58.478	+0.108	23.171	17.556	17.751
7	13:38:39.084	58.466	+0.096	23.252	17.563	17.651
8	13:39:38.125	59.041	+0.671	23.569	17.711	17.761
9	13:40:36.545	58.420	+0.050	23.149	17.584	17.687

Lap	Time of Day	Lap Tm	Diff	S1 Tm	S2 Tm	S3 Tm
(756) Tomasz Ibsen						
1	13:32:45.267	1:00.238	+3.463	25.572	17.253	17.413
2	13:33:42.587	57.320	+0.545	22.833	17.167	17.320
3	13:34:39.925	57.338	+0.563	22.824	17.095	17.419
4	13:35:36.840	56.915	+0.140	22.759	16.967	17.189
5	13:36:33.780	56.940	+0.165	22.642	17.098	17.200
6	13:37:30.710	56.930	+0.155	22.680	17.036	17.214
7	13:38:27.485	56.775		22.581	16.992	17.202
8	13:39:24.303	56.818	+0.043	22.603	16.959	17.256
9	13:40:21.153	56.850	+0.075	22.585	16.975	17.290

Lap	Time of Day	Lap Tm	Diff	S1 Tm	S2 Tm	S3 Tm
(801) Hector Ramirez						
1	13:32:47.195	1:01.547	+3.736	26.170	17.763	17.614
2	13:33:46.025	58.830	+1.019	23.580	17.705	17.545
3	13:34:44.008	57.983	+0.172	23.006	17.319	17.658
4	13:35:42.271	58.263	+0.452	23.136	17.612	17.515
5	13:36:40.227	57.956	+0.145	23.036	17.358	17.562
6	13:37:38.038	57.811		23.005	17.366	17.440
7	13:38:35.988	57.950	+0.139	23.163	17.306	17.481
8	13:39:34.161	58.173	+0.362	23.054	17.454	17.665
9	13:40:32.560	58.399	+0.588	23.178	17.567	17.654

Lap	Time of Day	Lap Tm	Diff	S1 Tm	S2 Tm	S3 Tm
(755) Mats Johan Overhoff						
1	13:32:45.092	59.648	+2.975	24.986	17.235	17.427
2	13:33:42.399	57.307	+0.634	22.781	17.204	17.322
3	13:34:40.139	57.740	+1.067	22.860	17.121	17.759
4	13:35:37.205	57.066	+0.393	22.718	17.076	17.272
5	13:36:34.183	56.978	+0.305	22.656	17.084	17.238
6	13:37:31.076	56.893	+0.220	22.653	17.068	17.172
7	13:38:27.820	56.744	+0.071	22.602	16.992	17.150
8	13:39:24.493	56.673		22.565	16.964	17.144
9	13:40:21.476	56.983	+0.310	22.605	16.966	17.412

Lap	Time of Day	Lap Tm	Diff	S1 Tm	S2 Tm	S3 Tm
(604) Antoine Lemieux						
1	13:33:01.640	59.104	+2.236	24.481	17.054	17.569
2	13:33:58.969	57.329	+0.461	22.678	17.090	17.561
3	13:34:56.142	57.173	+0.305	22.614	17.018	17.541
4	13:35:53.470	57.328	+0.460	22.691	17.017	17.620
5	13:36:50.539	57.069	+0.201	22.648	16.933	17.488
6	13:37:47.575	57.036	+0.168	22.599	17.050	17.387
7	13:38:44.471	56.896	+0.028	22.572	16.898	17.426
8	13:39:41.339	56.868		22.536	16.957	17.375
9	13:40:38.589	57.250	+0.382	22.921	16.946	17.383

Lap	Time of Day	Lap Tm	Diff	S1 Tm	S2 Tm	S3 Tm
(887) Andreas Matis						
1	13:32:46.455	1:00.503	+2.585	25.419	17.394	17.690
2	13:33:44.641	58.186	+0.268	23.177	17.393	17.616
3	13:34:43.123	58.482	+0.564	23.280	17.326	17.876
4	13:35:41.668	58.545	+0.627	23.548	17.381	17.616
5	13:36:39.893	58.225	+0.307	23.204	17.399	17.622
6	13:37:37.811	57.918		23.092	17.359	17.467
7	13:38:35.784	57.973	+0.055	23.133	17.321	17.519
8	13:39:33.974	58.190	+0.272	23.130	17.436	17.624
9	13:40:32.486	58.512	+0.594	23.260	17.487	17.765

Lap	Time of Day	Lap Tm	Diff	S1 Tm	S2 Tm	S3 Tm
(602) Christopher Holst						
1	13:33:01.803	59.034	+2.145	24.457	17.220	17.357
2	13:33:59.624	57.821	+0.932	22.862		
3	13:34:57.168	57.544	+0.655		1:14.735	17.768
4	13:35:54.207	57.039	+0.150	22.746	17.029	17.264
5	13:36:51.290	57.083	+0.194			17.328
6	13:37:48.288	56.998	+0.109	22.752	17.001	17.245
7	13:38:45.184	56.896	+0.007	22.650		
8	13:39:42.346	57.162	+0.273	22.714	17.011	17.437
9	13:40:39.235	56.889		22.628	16.913	17.348

Lap	Time of Day	Lap Tm	Diff	S1 Tm	S2 Tm	S3 Tm
(741) Emma Svensson						
1	13:32:46.286	1:00.843	+3.083	25.573	17.475	17.795
2	13:33:44.522	58.236	+0.476	23.011	17.421	17.804
3	13:34:43.222	58.700	+0.940	23.158	17.524	18.018
4	13:35:42.945	59.723	+1.963	23.792	17.440	18.491
5	13:36:40.705	57.760		22.668	17.373	17.719
6	13:37:38.719	58.014	+0.254	22.933	17.469	17.612
7	13:38:36.677	57.958	+0.198	22.887	17.418	17.653
8	13:39:34.807	58.130	+0.370	22.815	17.412	17.903
9	13:40:33.083	58.276	+0.516	22.893	17.545	17.838

Lap	Time of Day	Lap Tm	Diff	S1 Tm	S2 Tm	S3 Tm
(603) Frederique Lemieux						
1	13:33:01.393	58.957	+1.656	23.999	17.284	17.674
2	13:33:59.158	57.765	+0.464	22.873	17.346	17.546
3	13:34:56.753	57.595	+0.294	22.754	17.283	17.558
4	13:35:54.054	57.301		22.813	16.999	17.489
5	13:36:51.866	57.812	+0.511	23.135	17.157	17.520
6	13:37:49.229	57.363	+0.062	22.749	17.111	17.503
7	13:38:46.625	57.396	+0.095	22.719	17.071	17.606
8	13:39:44.209	57.584	+0.283	22.762	17.207	17.615
9	13:40:41.722	57.513	+0.212	22.751	17.131	17.631

Lap	Time of Day	Lap Tm	Diff	S1 Tm	S2 Tm	S3 Tm
(804) Rainer Born						
1	13:32:47.584	1:01.229	+3.359	25.928	17.522	17.779
2	13:33:46.412	58.828	+0.958	23.373	17.748	17.707
3	13:34:44.652	58.240	+0.370	23.158	17.412	17.670
4	13:35:42.967	58.315	+0.445	23.195	17.431	17.689
5	13:36:41.019	58.052	+0.182	23.145	17.330	17.577
6	13:37:39.291	58.272	+0.402	23.013	17.582	17.677
7	13:38:37.332	58.041	+0.171	22.983	17.392	17.666
8	13:39:35.202	57.870		23.065	17.275	17.530
9	13:40:33.146	57.944	+0.074	22.973	17.357	17.614

Lap	Time of Day	Lap Tm	Diff	S1 Tm	S2 Tm	S3 Tm
(601) Arthur Lorimier						
1	13:33:02.066	59.133	+2.010	24.476	17.283	17.374
2	13:33:59.625	57.559	+0.436	22.810	17.342	17.407
3	13:34:57.169	57.544	+0.421	22.736	17.285	17.523
4	13:35:55.096	57.927	+0.804	22.870	17.609	17.448
5	13:36:52.527	57.431	+0.308	22.957	17.134	17.340
6	13:37:49.685	57.158	+0.035	22.687	17.026	17.445
7	13:38:46.808	57.123		22.687	16.962	17.474
8	13:39:44.391					

Rotax Max Euro Trophy Round 1 Genk

Lapchart

E20 Project

Genk 1,360 Km

Race 10 Heat 2

15.04.2023 13:30

Race (7:00 and 1 Laps) started at 13:31:45

Competitors	Laps									
	0	1	2	3	4	5	6	7	8	9
Tijs Daems (721)	1	721	721	721	721	721	721	721	721	721
Tomasz Ibsen (756)	2	756	755	755	756	756	756	756	756	756
Emma Svensson (741)	3	741	756	756	755	755	755	755	755	755
Mats Johan Overhoff (755)	4	755	741	741	887	887	887	887	887	887
Hector Ramirez (801)	5	801	887	887	741	801	801	801	801	801
Andreas Matis (887)	6	887	803	803	801	741	741	741	741	741
Cas Poldermans (803)	7	803	801	801	804	804	804	804	804	804
Rainer Born (804)	8	804	804	804	803	803	803	803	803	803
Frederique Lemieux (603)	9	603	603	604	604	604	604	604	604	604
Antoine Lemieux (604)	10	604	604	603	603	603	602	602	602	602
Christopher Holst (602)	11	602	602	602	602	602	603	603	603	603
Arthur Lorimier (601)	12	601	601	601	601	601	601	601	601	601



Rotax Max Euro Trophy Round 1 Genk

E20 Project

Genk 1,360 Km

Race 17 Heat 3

15.04.2023 15:50

Race (7:00 and 1 Laps) started at 15:51:43

Pos	No.	Name	Nat	Chassis	Raceteam	Laps	Total Tm	Diff	Best Tm	km/h	Points	Commer
1	721	Tijs Daems	BEL		DAEMS RACING TEAM	9	8:36.561		56.832	86,149	0	
2	755	Mats Johan Overhoff	DEU		KRAFT MOTORSPORT	9	8:37.761	1.200	56.877	86,080	2	
3	756	Tomasz Ibsen	POL		RS COMPETITION	9	8:37.967	1.406	56.856	86,112	3	
4	741	Emma Svensson	SWE	ROTAX	DAEMS RACING TEAM	9	8:46.165	9.604	57.830	84,662	4	
5	887	Andreas Matis	DEU	SODI	KARTODROM	9	8:46.276	9.715	57.818	84,680	5	
6	804	Rainer Born	DEU	SODI	KRAFT MOTORSPORT	9	8:49.805	13.244	57.893	84,570	6	
7	604	Antoine Lemieux	CAN	SODI	LEMIEUX ANTOINE	9	8:52.168	15.607	56.788	86,215	7	
8	602	Christopher Holst	CHE	SODI	KART-SHOP CARIGIET	9	8:52.838	16.277	56.708	86,337	8	
9	801	Hector Ramirez	CHI	SODI	RAMIREZ HECTOR	9	8:54.199	17.638	57.668	84,900	9	+ 5sec
10	601	Arthur Lorimier	FRA		LORIMIER	9	8:54.214	17.653	56.856	86,112	10	
11	803	Cas Poldermans	NLD		POLDERMANS CAS	9	8:55.345	18.784	56.035	87,374	11	
12	603	Frederique Lemieux	CAN	SODI	LEMIEUX FREDERIQUE	9	8:56.969	20.408	57.353	85,366	12	

Announcements

These results are provisional until the conclusion of any judicial and technical matters!
 #801 +5 sec. time penalty (front fairing)

Margin of Victory	Ø km/h	Best Lap Tm	km/h	Best Lap by
1.200	85,303	56.035	87,374	803 - Cas Poldermans

Rotax Max Euro Trophy Round 1 Genk

E20 Project

Genk 1,360 Km

Race 17 Heat 3

15.04.2023 15:50

Race (7:00 and 1 Laps) started at 15:51:43

Lap	Time of Day	Lap Tm	Diff	S1 Tm	S2 Tm	S3 Tm
(721) Tijs Daems						
1	15:52:43.201	59.707	+2.875	24.928	17.271	17.508
2	15:53:40.829	57.628	+0.796	22.959	17.190	17.479
3	15:54:38.241	57.412	+0.580	22.890	17.148	17.374
4	15:55:35.458	57.217	+0.385	22.766	17.075	17.376
5	15:56:32.469	57.011	+0.179	22.676	17.056	17.279
6	15:57:29.301	56.832		22.661	16.907	17.264
7	15:58:26.141	56.840	+0.008	22.585	16.937	17.318
8	15:59:23.008	56.867	+0.035	22.622	16.941	17.304
9	16:00:20.055	57.047	+0.215	22.694	17.007	17.346

Lap	Time of Day	Lap Tm	Diff	S1 Tm	S2 Tm	S3 Tm
(755) Mats Johan Overhoff						
1	15:52:43.837	59.973	+3.096	25.305	17.261	17.407
2	15:53:41.253	57.416	+0.539	22.880	17.199	17.337
3	15:54:38.663	57.410	+0.533	22.901	17.194	17.315
4	15:55:35.734	57.071	+0.194	22.752	17.072	17.247
5	15:56:32.717	56.983	+0.106	22.735	17.022	17.226
6	15:57:29.594	56.877		22.656	16.992	17.229
7	15:58:26.994	57.400	+0.523	22.648	17.323	17.429
8	15:59:24.049	57.055	+0.178	22.656	17.075	17.324
9	16:00:21.255	57.206	+0.329	22.639	17.270	17.297

Lap	Time of Day	Lap Tm	Diff	S1 Tm	S2 Tm	S3 Tm
(756) Tomasz Ibsen						
1	15:52:44.456	1:00.961	+4.105	26.058	17.421	17.482
2	15:53:41.744	57.288	+0.432	22.840	17.100	17.348
3	15:54:39.064	57.320	+0.464	22.865	17.175	17.280
4	15:55:36.065	57.001	+0.145	22.716	17.043	17.242
5	15:56:32.921	56.856		22.694	16.998	17.164
6	15:57:29.821	56.900	+0.044	22.698	17.043	17.159
7	15:58:27.031	57.210	+0.354	22.663	16.990	17.557
8	15:59:24.214	57.183	+0.327	22.771	17.085	17.327
9	16:00:21.461	57.247	+0.391	22.655	17.256	17.336

Lap	Time of Day	Lap Tm	Diff	S1 Tm	S2 Tm	S3 Tm
(741) Emma Svensson						
1	15:53:43.766	58.802	+0.972	23.442	17.540	17.820
2	15:54:41.923	58.157	+0.327	23.010	17.367	17.780
3	15:55:40.070	58.147	+0.317	23.129	17.341	17.677
4	15:56:38.091	58.021	+0.191	23.037	17.377	17.607
5	15:57:35.994	57.903	+0.073	22.976	17.218	17.709
6	15:58:33.930	57.936	+0.106	22.968	17.281	17.687
7	15:59:31.760	57.830		22.852	17.292	17.686
8	16:00:29.659	57.899	+0.069	22.900	17.244	17.755

Lap	Time of Day	Lap Tm	Diff	S1 Tm	S2 Tm	S3 Tm
(887) Andreas Matis						
1	15:52:45.562	1:01.102	+3.284	25.854	17.605	17.643
2	15:53:43.862	58.300	+0.482	23.296	17.393	17.611
3	15:54:42.100	58.238	+0.420	23.181	17.477	17.580
4	15:55:40.255	58.155	+0.337	23.219	17.354	17.582
5	15:56:38.270	58.015	+0.197	23.152	17.361	17.502
6	15:57:36.151	57.881	+0.063	23.103	17.294	17.484
7	15:58:34.113	57.962	+0.144	23.035	17.375	17.552
8	15:59:31.952	57.839	+0.021	23.000	17.251	17.588
9	16:00:29.770	57.818		22.981	17.337	17.500

Lap	Time of Day	Lap Tm	Diff	S1 Tm	S2 Tm	S3 Tm
(804) Rainer Born						
1	15:52:45.815	1:01.069	+3.176	25.743	17.599	17.727
2	15:53:44.637	58.822	+0.929	23.640	17.482	17.700
3	15:54:43.159	58.522	+0.629	23.246	17.518	17.758
4	15:55:41.608	58.449	+0.556	23.218	17.429	17.802
5	15:56:39.600	57.992	+0.099	23.098	17.291	17.603
6	15:57:37.871	58.271	+0.378	23.225	17.358	17.688
7	15:58:35.764	57.893		22.976	17.311	17.606
8	15:59:33.866	58.102	+0.209	23.170	17.300	17.632
9	16:00:33.299	59.433	+1.540	23.566	18.052	17.815

Lap	Time of Day	Lap Tm	Diff	S1 Tm	S2 Tm	S3 Tm
(604) Antoine Lemieux						
1	15:52:58.875	58.675	+1.887	23.957	17.206	17.512
2	15:53:56.350	57.475	+0.687	22.940	16.953	17.582
3	15:54:53.644	57.294	+0.506	22.812	17.096	17.386
4	15:55:50.663	57.019	+0.231	22.667	16.923	17.429
5	15:56:47.725	57.062	+0.274	22.743	16.932	17.387
6	15:57:44.700	56.975	+0.187	22.611	16.998	17.366
7	15:58:41.488	56.788		22.617	16.805	17.366
8	15:59:38.702	57.214	+0.426	22.754	17.040	17.420
9	16:00:35.662	56.960	+0.172	22.646	16.906	17.408

Lap	Time of Day	Lap Tm	Diff	S1 Tm	S2 Tm	S3 Tm
(602) Christopher Holst						
1	15:53:56.770	57.602	+0.894	23.004	17.179	17.419
2	15:54:54.067	57.297	+0.589	22.807		
3	15:55:51.078	57.011	+0.303	22.694	16.998	17.319
4	15:56:48.122	57.044	+0.336	22.691	17.035	17.318
5	15:57:45.136	57.014	+0.306	22.733		
6	15:58:41.844	56.708			1:13.764	17.225
7	15:59:39.296	57.452	+0.744	22.619	17.147	17.686
8	16:00:36.332	57.036	+0.328	22.698	16.915	17.423

Lap	Time of Day	Lap Tm	Diff	S1 Tm	S2 Tm	S3 Tm
(801) Hector Ramirez						
1	15:52:45.281	1:01.298	+3.630	25.999	17.636	17.663
2	15:53:45.894	1:00.613	+2.945	24.521	18.210	17.882
3	15:54:44.892	58.998	+1.330	23.653	17.789	17.556
4	15:55:42.983	58.091	+0.423	22.973	17.384	17.734
5	15:56:40.794	57.811	+0.143	23.028	17.263	17.520
6	15:57:38.462	57.668		22.917	17.320	17.431
7	15:58:36.142	57.680	+0.012	22.974	17.220	17.486
8	15:59:34.076	57.934	+0.266	23.009	17.360	17.565
9	16:00:32.693	58.617	+0.949	23.220	17.748	17.649

Lap	Time of Day	Lap Tm	Diff	S1 Tm	S2 Tm	S3 Tm
(601) Arthur Lorimier						
1	15:52:59.412	58.864	+2.008	24.318	17.129	17.417
2	15:53:57.050	57.638	+0.782	22.950	17.112	17.576
3	15:54:54.267	57.217	+0.361	22.794	17.057	17.366
4	15:55:51.476	57.209	+0.353	22.838	17.083	17.288
5	15:56:48.461	56.985	+0.129	22.621	17.010	17.354
6	15:57:45.336	56.875	+0.019	22.618	16.991	17.266
7	15:58:42.192	56.856		22.663	16.921	17.272
8	15:59:39.982	57.790	+0.934	22.665	17.360	18.063
9	16:00:37.708	57.726	+0.870	23.301	16.961	17.464

Lap	Time of Day	Lap Tm	Diff	S1 Tm	S2 Tm	S3 Tm
(803) Cas Poldermans						
1	15:52:49.776	1:05.161	+9.126	25.214	17.639	22.308
2	15:53:45.811	56.035				17.873
3	15:54:44.822	59.011	+2.976	23.490	17.794	17.727
4	15:55:43.890	59.068	+3.033	23.603	17.643	17.822
5	15:56:42.680	58.790	+2.755	23.560	17.565	17.665
6	15:57:41.599	58.919	+2.884	23.496	17.491	17.932
7	15:58:40.448	58.849	+2.814	23.276	17.796	17.777
8	15:59:39.759	59.311	+3.276	23.296	17.774	18.241
9	16:00:38.839	59.080	+3.045	23.479	17.927	17.674

Lap	Time of Day	Lap Tm	Diff	S1 Tm	S2 Tm	S3 Tm
(603) Frederique Lemieux						
1	15:53:00.067	59.629	+2.276	24.772	17.224	17.633
2	15:53:57.744	57.677	+0.324	23.023	17.022	17.632
3	15:54:55.462	57.718	+0.365	22.877	17.185	17.656
4	15:55:53.027	57.565	+0.212	22.961	16.980	17.624
5	15:56:50.705	57.678	+0.325	23.027	17.047	17.604
6	15:57:48.164	57.459	+0.106	22.877	17.066	17.516
7	15:58:45.595	57.431	+0.078	22.856	17.031	17.544
8	15:59:42.948	57.353		22.721	17.022	17.610
9	16:00:40.463	57.515	+0.162	22.844	17.051	17.620

Rotax Max Euro Trophy Round 1 Genk

Lapchart

E20 Project

Genk 1,360 Km

Race 17 Heat 3

15.04.2023 15:50

Race (7:00 and 1 Laps) started at 15:51:43

Competitors	Laps									
	0	1	2	3	4	5	6	7	8	9
Tijs Daems (721)	1	721	721	721	721	721	721	721	721	721
Tomasz Ibsen (756)	2	756	755	755	755	755	755	755	755	755
Mats Johan Overhoff (755)	3	755	756	756	756	756	756	756	756	756
Hector Ramirez (801)	4	801	801	887	887	887	887	887	887	887
Andreas Matis (887)	5	887	887	804	804	804	804	804	804	801
Cas Poldermans (803)	6	803	804	803	803	801	801	801	801	804
Rainer Born (804)	7	804	803	801	801	803	803	803	604	604
Antoine Lemieux (604)	8	604	604	604	604	604	604	604	803	601
Frederique Lemieux (603)	9	603	601	601	601	601	601	601	601	803
Arthur Lorimier (601)	10	601	603	603	603	603	603	603	603	603
Emma Svensson (741)	11	741	741	741	741	741	741	741	741	741
Christopher Holst (602)	12	602	602	602	602	602	602	602	602	602



Rotax Max Euro Trophy Round 1 Genk

E20 Project

Genk 1,360 Km

Ranking after heats

Pos	No.	Name	Nat	Chassis	Raceteam	Total points	H1	H2	H3
E20 Project Junior									
1	604	Antoine Lemieux	CAN	SODI	LEMIEUX ANTOINE	4	4	0	0
2	602	Christopher Holst	CHE	SODI	KART-SHOP CARIGIET	4	0	2	2
3	601	Arthur Lorimier	FRA		LORIMIER	9	2	4	3
4	603	Frederique Lemieux	CAN	SODI	LEMIEUX FREDERIQUE	10	3	3	4
E20 Project Master									
1	887	Andreas Matis	DEU	SODI	KARTODROM	2	2	0	0
2	801	Hector Ramirez	CHI	SODI	RAMIREZ HECTOR	7	0	4	3
3	804	Rainer Born	DEU	SODI	KRAFT MOTORSPORT	7	3	2	2
4	803	Cas Poldermans	NLD		POLDERMANS CAS	11	4	3	4
E20 Project Senior									
1	721	Tijs Daems	BEL		DAEMS RACING TEAM	0	0	0	0
2	756	Tomasz Ibsen	POL		RS COMPETITION	7	2	2	3
3	755	Mats Johan Overhoff	DEU		KRAFT MOTORSPORT	8	3	3	2
4	741	Emma Svensson	SWE	ROTAX	DAEMS RACING TEAM	12	4	4	4

Announcements

These results are provisional until the conclusion of any judicial and technical matters!

Rotax Max Euro Trophy Round 1 Genk

E20 Project

Genk 1,360 Km

Prefinal


16.04.2023 11:20

Race (14:00 and 1 Laps)

8
7
6
5
4
3
2
1

601 Arthur Lorimier	15
602 Christopher Holst	13
804 Rainer Born	7
887 Andreas Matis	5
755 Mats Johan Overhoff	3
721 Tijs Daems	1
POLE POSITION	1

603 Frederique Lemieux	16
604 Antoine Lemieux	14
803 Cas Poldermans	8
801 Hector Ramirez	6
741 Emma Svensson	4
756 Tomasz Ibsen	2



Rotax Max Euro Trophy Round 1 Genk

E20 Project

Genk 1,360 Km

Warm up

16.04.2023 09:20

Practice (7:00 Time) started at 9:20:59

Pos	No.	Name	Nat	Chassis	Raceteam	Laps	Best Tm	Diff	Gap	In Lap	km/h
1	755	Mats Johan Overhoff	DEU		KRAFT MOTORSPORT	7	1:00.642			6	80,736
2	756	Tomasz Ibsen	POL		RS COMPETITION	7	1:00.835	0.193	0.193	6	80,480
3	741	Emma Svensson	SWE	ROTAX	DAEMS RACING TEAM	5	1:02.657	2.015	1.822	5	78,140
4	604	Antoine Lemieux	CAN	SODI	LEMIEUX ANTOINE	6	1:03.272	2.630	0.615	6	77,380
5	803	Cas Poldermans	NLD		POLDERMANS CAS	5	1:03.482	2.840	0.210	5	77,124
6	804	Rainer Born	DEU	SODI	KRAFT MOTORSPORT	6	1:04.093	3.451	0.611	6	76,389
7	801	Hector Ramirez	CHI	SODI	RAMIREZ HECTOR	6	1:05.928	5.286	1.835	6	74,263
8	601	Arthur Lorimier	FRA		LORIMIER	4	1:07.071	6.429	1.143	4	72,997
9	603	Frederique Lemieux	CAN	SODI	LEMIEUX FREDERIQUE	3	1:10.567	9.925	3.496	3	69,381
10	602	Christopher Holst	CHE	SODI	KART-SHOP CARIGIET	1	1:14.698	14.056	4.131	1	65,544

Rotax Max Euro Trophy Round 1 Genk

E20 Project

Genk 1,360 Km

Warm up

16.04.2023 09:20

Practice (7:00 Time) started at 9:20:59

Lap	Time of Day	Lap Tm	Diff	S1 Tm	S2 Tm	S3 Tm
(755) Mats Johan Overhoff						
1	9:22:29.474	1:11.301	+10.659	29.206	20.472	21.623
2	9:23:34.032	1:04.558	+3.916	25.723	18.743	20.092
3	9:24:37.289	1:03.257	+2.615	24.831	18.378	20.048
4	9:25:38.702	1:01.413	+0.771	24.211	18.210	18.992
5	9:26:39.485	1:00.783	+0.141	24.247	17.866	18.670
6	9:27:40.127	1:00.642		23.979	17.886	18.777
7	9:28:41.874	1:01.747	+1.105	23.930	19.359	18.458

Lap	Time of Day	Lap Tm	Diff	S1 Tm	S2 Tm	S3 Tm
3	9:25:08.715	1:10.567		28.077	20.925	21.565
(602) Christopher Holst						
1	9:22:52.727	1:14.698				22.606

(756) Tomasz Ibsen						
1	9:22:28.428	1:13.980	+13.145	31.299	21.556	21.125
2	9:23:33.087	1:04.659	+3.824	26.246	18.651	19.762
3	9:24:35.648	1:02.561	+1.726	25.038	18.185	19.338
4	9:25:37.387	1:01.739	+0.904	24.631	18.049	19.059
5	9:26:39.016	1:01.629	+0.794	24.878	18.096	18.655
6	9:27:39.851	1:00.835		24.195	17.992	18.648
7	9:28:41.162	1:01.311	+0.476			18.662

(741) Emma Svensson						
1	9:22:37.838	1:14.718	+12.061			21.434
2	9:24:00.022	1:22.184	+19.527	27.643	19.584	34.957
3	9:26:00.045	2:00.023	+57.366	1:20.477	19.490	20.056
4	9:27:04.439	1:04.394	+1.737	25.731	19.198	19.465
5	9:28:07.096	1:02.657		24.764	18.599	19.294

(604) Antoine Lemieux						
1	9:22:35.510	1:15.893	+12.621	31.121	21.607	23.165
2	9:23:46.211	1:10.701	+7.429	30.152	20.106	20.443
3	9:24:53.104	1:06.893	+3.621	26.926	19.817	20.150
4	9:25:58.331	1:05.227	+1.955	26.638	19.231	19.358
5	9:27:02.401	1:04.070	+0.798	25.763	19.030	19.277
6	9:28:05.673	1:03.272		25.223	18.948	19.101

(803) Cas Poldermans						
1	9:22:45.609	1:22.966	+19.484	35.135	24.249	23.582
2	9:25:08.907	2:23.298	+1:19.816	30.225	20.203	21.114
3	9:26:15.472	1:06.565	+3.083	27.015	19.508	20.042
4	9:27:19.503	1:04.031	+0.549	25.575	18.766	19.690
5	9:28:22.985	1:03.482		25.017	18.490	19.975

(804) Rainer Born						
1	9:22:42.199	1:26.358	+22.265	39.398	23.895	23.065
2	9:23:56.109	1:13.910	+9.817	30.110	22.252	21.548
3	9:25:04.964	1:08.855	+4.762	27.519	20.705	20.631
4	9:26:11.193	1:06.229	+2.136	26.589	19.749	19.891
5	9:27:16.533	1:05.340	+1.247	26.062	19.388	19.890
6	9:28:20.626	1:04.093		25.285	18.931	19.877

(801) Hector Ramirez						
1	9:22:38.863	1:18.170	+12.242	31.878	22.415	23.877
2	9:23:58.947	1:20.084	+14.156	39.403	21.390	19.291
3	9:25:13.713	1:14.766	+8.838	27.386	19.777	24.862
4	9:26:20.420	1:06.707	+0.779	26.696	19.669	20.342
5	9:27:26.908	1:06.488	+0.560	26.292	19.496	20.700
6	9:28:32.836	1:05.928		26.060	19.187	20.681

(601) Arthur Lorimier						
1	9:22:58.633	1:18.501	+11.430	33.018	22.482	23.001
2	9:24:10.180	1:11.547	+4.476	28.621	21.748	21.178
3	9:25:17.734	1:07.554	+0.483	26.754	20.303	20.497
4	9:26:24.805	1:07.071		26.424	20.207	20.440

(603) Frederique Lemieux						
1	9:22:44.616	1:25.917	+15.350	38.506	24.122	23.289
2	9:23:58.148	1:13.532	+2.965	29.951	21.836	21.745

Rotax Max Euro Trophy Round 1 Genk

E20 Project

Genk 1,360 Km

Prefinal

16.04.2023 11:20

Race (9:00 and 1 Laps) started at 11:21:56

Pos	No.	Name	Nat	Chassis	Raceteam	Laps	Total Tm	Diff	Best Tm	km/h	Points	Commer
-----	-----	------	-----	---------	----------	------	----------	------	---------	------	--------	--------

E20 Project Junior

1	604	Antoine Lemieux	CAN	SODI	LEMIEUX ANTOINE	11	11:04.309		57.493	85,158	55	
2	602	Christopher Holst	CHE	SODI	KART-SHOP CARIGIET	11	11:05.418	1.109	57.766	84,756	52	
3	601	Arthur Lorimier	FRA		LORIMIER	11	11:09.279	4.970	57.586	85,021	50	
4	603	Frederique Lemieux	CAN	SODI	LEMIEUX FREDERIQUE	11	11:13.292	8.983	58.082	84,295	49	

E20 Project Master

1	887	Andreas Matis	DEU	SODI	KARTODROM	11	10:57.770		58.823	83,233	55	
2	803	Cas Poldermans	NLD		POLDERMANS CAS	11	10:58.408	0.638	58.722	83,376	52	
3	804	Rainer Born	DEU	SODI	KRAFT MOTORSPORT	11	10:59.260	1.490	58.715	83,386	50	
4	801	Hector Ramirez	CHI	SODI	RAMIREZ HECTOR	10	11:02.283	1 Lap	58.292	83,991	49	+ 5sec

E20 Project Senior

1	721	Tijs Daems	BEL		DAEMS RACING TEAM	11	10:39.538		57.251	85,518	55	
2	755	Mats Johan Overhoff	DEU		KRAFT MOTORSPORT	11	10:39.846	0.308	57.092	85,756	52	
3	756	Tomasz Ibsen	POL		RS COMPETITION	11	10:46.305	6.767	57.212	85,576	50	
4	741	Emma Svensson	SWE	ROTAX	DAEMS RACING TEAM	11	10:54.556	15.018	58.399	83,837	49	

Announcements

These results are provisional until the conclusion of any judicial and technical matters!
#801 +5 sec. time penalty (front fairing)

Margin of Victory	Ø km/h	Best Lap Tm	km/h	Best Lap by
0.308	84,211	57.092	85,756	755 - Mats Johan Overhoff

Official Timing camp-company.de / mwraceconsulting.com

Orbits

Timekeeping Julia Jäger:

Clerk of the course Thomas Lainer:

www.mylaps.com

Steward (Chairman) Wim Cools:

Chief Scrutineer Paul Klaassen:

Licensed to: MW Race Consulting

Printed: 16.04.2023 11:49:48

posted at: h

Rotax Max Euro Trophy Round 1 Genk

E20 Project

Genk 1,360 Km

Prefinal

16.04.2023 11:20

Race (9:00 and 1 Laps) started at 11:21:56

Lap	Time of Day	Lap Tm	Diff	S1 Tm	S2 Tm	S3 Tm
(721) Tijs Daems						
1	11:23:00.428	1:03.537	+6.286	27.355	18.193	17.989
2	11:23:58.666	58.238	+0.987	23.519	17.272	17.447
3	11:24:56.274	57.608	+0.357	23.148	17.031	17.429
4	11:25:53.993	57.719	+0.468	23.100	17.019	17.600
5	11:26:51.595	57.602	+0.351	23.060	17.139	17.403
6	11:27:48.846	57.251		22.835	16.946	17.470
7	11:28:46.521	57.675	+0.424	22.794	17.313	17.568
8	11:29:44.120	57.599	+0.348	22.975	17.119	17.505
9	11:30:41.564	57.444	+0.193	22.980	17.086	17.378
10	11:31:38.933	57.369	+0.118	22.864	17.063	17.442
11	11:32:36.429	57.496	+0.245	22.942	17.128	17.426

Lap	Time of Day	Lap Tm	Diff	S1 Tm	S2 Tm	S3 Tm
(755) Mats Johan Overhoff						
1	11:23:00.647	1:03.535	+6.443	27.226	18.301	18.008
2	11:23:58.937	58.290	+1.198	23.546	17.342	17.402
3	11:24:56.496	57.559	+0.467	23.105	17.116	17.338
4	11:25:54.643	58.147	+1.055	23.213	17.112	17.822
5	11:26:52.188	57.545	+0.453	23.139	17.156	17.250
6	11:27:49.280	57.092		22.852	16.967	17.273
7	11:28:46.732	57.452	+0.360	22.771	17.248	17.433
8	11:29:44.435	57.703	+0.611	23.071	17.234	17.398
9	11:30:41.800	57.365	+0.273	22.934	17.147	17.284
10	11:31:39.163	57.363	+0.271	22.943	17.124	17.296
11	11:32:36.737	57.574	+0.482	23.018	17.025	17.531

Lap	Time of Day	Lap Tm	Diff	S1 Tm	S2 Tm	S3 Tm
(756) Tomasz Ibsen						
1	11:23:00.889	1:03.994	+6.782	27.739	18.216	18.039
2	11:23:59.238	58.349	+1.137	23.608	17.345	17.396
3	11:24:56.788	57.550	+0.338	22.985	17.123	17.442
4	11:25:54.644	57.856	+0.644	23.128	17.079	17.649
5	11:26:52.375	57.731	+0.519	23.298	17.189	17.244
6	11:27:49.587	57.212		22.897	16.945	17.370
7	11:28:47.156	57.569	+0.357	22.757	17.317	17.495
8	11:29:44.949	57.793	+0.581	23.056	17.241	17.496
9	11:30:42.913	57.964	+0.752	22.985	17.411	17.568
10	11:31:42.568	59.655	+2.443	23.644	17.752	18.259
11	11:32:43.196	1:00.628	+3.416	24.076	18.047	18.505

Lap	Time of Day	Lap Tm	Diff	S1 Tm	S2 Tm	S3 Tm
(741) Emma Svensson						
1	11:23:01.563	1:04.210	+5.811	27.552	18.394	18.264
2	11:24:01.109	59.546	+1.147	23.911	17.665	17.970
3	11:24:59.787	58.678	+0.279	23.392	17.357	17.929
4	11:25:58.454	58.667	+0.268	23.493	17.312	17.862
5	11:26:56.873	58.419	+0.020	23.223	17.317	17.879
6	11:27:55.272	58.399		23.136	17.368	17.895
7	11:28:54.688	59.416	+1.017	23.424	17.734	18.258
8	11:29:53.852	59.164	+0.765	23.519	17.577	18.068
9	11:30:52.794	58.942	+0.543	23.483	17.461	17.998
10	11:31:52.465	59.671	+1.272	23.393	17.554	18.724
11	11:32:51.447	58.982	+0.583	23.480	17.434	18.068

Lap	Time of Day	Lap Tm	Diff	S1 Tm	S2 Tm	S3 Tm
(887) Andreas Matis						
1	11:23:02.333	1:04.971	+6.148	28.059	18.561	18.351
2	11:24:02.093	59.760	+0.937	24.173	17.780	17.807
3	11:25:01.122	59.029	+0.206	23.694	17.571	17.764
4	11:26:00.268	59.146	+0.323	23.835	17.551	17.760
5	11:26:59.368	59.100	+0.277	23.710	17.547	17.843
6	11:27:58.243	58.875	+0.052	23.574	17.443	17.858
7	11:28:57.615	59.372	+0.549	23.587	17.805	17.980
8	11:29:56.986	59.371	+0.548	23.760	17.786	17.825
9	11:30:55.809	58.823		23.518	17.555	17.750
10	11:31:54.746	58.937	+0.114	23.596	17.562	17.779
11	11:32:54.661	59.915	+1.092	23.471	17.507	18.937

Lap	Time of Day	Lap Tm	Diff	S1 Tm	S2 Tm	S3 Tm
(803) Cas Poldermans						
1	11:23:03.190	1:05.641	+6.919	28.087	18.811	18.743
2	11:24:03.609	1:00.419	+1.697	24.181	17.968	18.270
3	11:25:02.895	59.286	+0.564	23.591	17.782	17.913
4	11:26:02.014	59.119	+0.397	23.555	17.666	17.898
5	11:27:01.156	59.142	+0.420	23.578	17.793	17.771
6	11:27:59.977	58.821	+0.099	23.321	17.569	17.931
7	11:28:58.970	58.993	+0.271	23.408	17.762	17.823
8	11:29:58.474	59.504	+0.782	23.847	17.729	17.928
9	11:30:57.372	58.898	+0.176	23.404	17.538	17.956
10	11:31:56.094	58.722		23.370	17.632	17.720
11	11:32:55.299	59.205	+0.483	23.609	17.743	17.853

Lap	Time of Day	Lap Tm	Diff	S1 Tm	S2 Tm	S3 Tm
(804) Rainer Born						
1	11:23:03.520	1:05.463	+6.748	28.325	18.840	18.298
2	11:24:03.831	1:00.311	+1.596	24.295	17.900	18.116
3	11:25:03.214	59.383	+0.668	23.941	17.575	17.867
4	11:26:02.809	59.595	+0.880	23.877	17.883	17.835
5	11:27:02.245	59.436	+0.721	24.036	17.691	17.709
6	11:28:00.972	58.727	+0.012	23.491	17.498	17.738
7	11:29:00.307	59.335	+0.620	23.367	17.649	18.319
8	11:29:59.695	59.388	+0.673	23.717	17.722	17.949
9	11:30:58.410	58.715		23.485	17.479	17.751
10	11:31:57.226	58.816	+0.101	23.433	17.604	17.779
11	11:32:56.151	58.925	+0.210	23.634	17.381	17.910

Lap	Time of Day	Lap Tm	Diff	S1 Tm	S2 Tm	S3 Tm
(604) Antoine Lemieux						
1	11:23:22.350	1:03.642	+6.149	27.308	18.188	18.146
2	11:24:20.847	58.497	+1.004	23.554	17.344	17.599
3	11:25:18.366	57.519	+0.026	23.037	17.073	17.409
4	11:26:15.859	57.493		22.971	17.099	17.423
5	11:27:13.486	57.627	+0.134	23.125	17.078	17.424
6	11:28:11.033	57.547	+0.054	22.968	17.047	17.532
7	11:29:08.870	57.837	+0.344	22.966	17.268	17.603
8	11:30:06.995	58.125	+0.632	23.117	17.419	17.589
9	11:31:04.723	57.728	+0.235	23.046	17.209	17.473
10	11:32:02.721	57.998	+0.505	23.130	17.232	17.636
11	11:33:01.200	58.479	+0.986	23.403	17.425	17.651

Lap	Time of Day	Lap Tm	Diff	S1 Tm	S2 Tm	S3 Tm
(602) Christopher Holst						
1	11:23:20.653	1:02.288	+4.522	26.412	17.970	17.906
2	11:24:19.303	58.650	+0.884	23.576	17.299	17.775
3	11:25:17.407	58.104	+0.338	23.350	17.183	17.571
4	11:26:15.858	58.451	+0.685	23.329	17.283	17.839
5	11:27:13.970	58.112	+0.346	23.304	17.406	17.402
6	11:28:11.736	57.766				17.751
7	11:29:09.582	57.846	+0.080	22.937	17.261	17.648
8	11:30:07.784	58.202	+0.436			17.575
9	11:31:05.744	57.960	+0.194	23.086	17.282	17.592
10	11:32:03.989	58.245	+0.479	23.325	17.220	17.700
11	11:33:02.309	58.320	+0.554			17.598

Lap	Time of Day	Lap Tm	Diff	S1 Tm	S2 Tm	S3 Tm
(601) Arthur Lorimier						
1	11:23:23.199	1:04.111	+6.525	27.482	18.460	18.169
2	11:24:22.314	59.115	+1.529	23.748	17.625	17.742
3	11:25:21.612	59.298	+1.712	23.397	17.833	18.068
4	11:26:21.248	59.636	+2.050	23.767	17.957	17.912
5	11:27:19.377	58.129	+0.543	23.321	17.198	17.610
6	11:28:16.963	57.586		22.893	17.035	17.658
7	11:29:14.871	57.908	+0.322	22.900	17.287	17.720
8	11:30:12.844	57.973	+0.387	23.038	17.367	17.568
9	11:31:10.666	57.822	+0.236	22.935	17.416	17.471
10	11:32:08.501	57.835	+0.249	23.064	17.225	17.546

Rotax Max Euro Trophy Round 1 Genk

E20 Project

Genk 1,360 Km

Prefinal

16.04.2023 11:20

Race (9:00 and 1 Laps) started at 11:21:56

Lap	Time of Day	Lap Tm	Diff	S1 Tm	S2 Tm	S3 Tm	Lap	Time of Day	Lap Tm	Diff	S1 Tm	S2 Tm	S3 Tm
1	11:23:22.552	1:03.738	+5.656	26.989	18.165	18.584							
2	11:24:22.091	59.539	+1.457	23.930	17.596	18.013							
3	11:25:21.499	59.408	+1.326	23.560	17.514	18.334							
4	11:26:20.966	59.467	+1.385	23.779	17.808	17.880							
5	11:27:19.670	58.704	+0.622	23.476	17.567	17.661							
6	11:28:18.458	58.788	+0.706	23.294	17.437	18.057							
7	11:29:16.923	58.465	+0.383	23.199	17.335	17.931							
8	11:30:15.440	58.517	+0.435	23.386	17.240	17.891							
9	11:31:13.522	58.082		23.216	17.151	17.715							
10	11:32:11.636	58.114	+0.032	23.264	17.159	17.691							
11	11:33:10.183	58.547	+0.465	23.388	17.242	17.917							

(801) Hector Ramirez

1	11:23:05.365	1:07.632	+9.340	29.158	18.976	19.498
2	11:24:05.755	1:00.390	+2.098	24.319	17.913	18.158
3	11:25:04.397	58.642	+0.350	23.256	17.476	17.910
4	11:26:03.068	58.671	+0.379	23.299	17.585	17.787
5	11:27:03.054	59.986	+1.694	24.623	17.586	17.777
6	11:28:01.346	58.292		23.058	17.415	17.819
7	11:29:40.120	1:38.774	+40.482	23.405	17.531	57.838
8	11:30:50.610	1:10.490	+12.198	31.645	19.411	19.434
9	11:31:52.823	1:02.213	+3.921	24.510	18.226	19.477
10	11:32:54.174	1:01.351	+3.059	24.105	18.391	18.855

Rotax Max Euro Trophy Round 1 Genk

Lapchart

E20 Project

Genk 1,360 Km

Prefinal

16.04.2023 11:20

Race (9:00 and 1 Laps) started at 11:21:56

Competitors	Laps											
	0	1	2	3	4	5	6	7	8	9	10	11
Tijs Daems (721)	1	721	721	721	721	721	721	721	721	721	721	721
Tomasz Ibsen (756)	2	756	755	755	755	755	755	755	755	755	755	755
Mats Johan Overhoff (755)	3	755	756	756	756	756	756	756	756	756	756	756
Emma Svensson (741)	4	741	741	741	741	741	741	741	741	741	741	741
Andreas Matis (887)	5	887	887	887	887	887	887	887	887	887	887	887
Cas Poldermans (803)	6	803	803	803	803	803	803	803	803	803	803	803
Hector Ramirez (801)	7	801	804	804	804	804	804	804	804	804	804	804
Rainer Born (804)	8	804	801	801	801	801	801	604	604	604	604	604
Christopher Holst (602)	9	602	602	602	602	604	604	602	602	602	602	602
Antoine Lemieux (604)	10	604	604	604	604	602	602	601	601	601	601	601
Frederique Lemieux (603)	11	603	603	603	603	601	601	603	603	603	603	603
Arthur Lorimier (601)	12	601	601	601	601	603	603	801	801	801	801	801



Rotax Max Euro Trophy Round 1 Genk

E20 Project

Genk 1,360 Km

Final


16.04.2023 14:00

Race (9:00 and 1 Laps)

8
7
6
5
4
3
2
1

601 Arthur Lorimier	15
604 Antoine Lemieux	13
9	11
804 Rainer Born	7
887 Andreas Matis	5
756 Tomasz Ibsen	3
721 Tijs Daems	1
POLE POSITION	1

603 Frederique Lemieux	16
602 Christopher Holst	14
12	10
801 Hector Ramirez	8
803 Cas Poldermans	6
741 Emma Svensson	4
755 Mats Johan Overhoff	2



Rotax Max Euro Trophy Round 1 Genk

E20 Project

Genk 1,360 Km

Final

16.04.2023 14:00

Race (9:00 and 1 Laps) started at 14:03:37

Pos	No.	Name	Nat	Chassis	Raceteam	Laps	Total Tm	Diff	Best Tm	km/h	Points	Commer
-----	-----	------	-----	---------	----------	------	----------	------	---------	------	--------	--------

E20 Project Junior

1	602	Christopher Holst	CHE	SODI	KART-SHOP CARIGIET	9	10:47.155		1:05.539	74,704	55	
2	604	Antoine Lemieux	CAN	SODI	LEMIEUX ANTOINE	9	10:47.365	0.210	1:05.883	74,314	52	
3	601	Arthur Lorimier	FRA		LORIMIER	9	10:47.796	0.641	1:05.159	75,139	50	
4	603	Frederique Lemieux	CAN	SODI	LEMIEUX FREDERIQUE	9	10:49.239	2.084	1:04.565	75,831	49	

E20 Project Master

1	887	Andreas Matis	DEU	SODI	KARTODROM	9	10:25.404		1:02.277	78,617	55	
2	803	Cas Poldermans	NLD		POLDERMANS CAS	9	10:34.193	8.789	1:07.441	72,597	52	
3	801	Hector Ramirez	CHI	SODI	RAMIREZ HECTOR	9	10:39.963	14.559	1:07.057	73,013	50	
4	804	Rainer Born	DEU	SODI	KRAFT MOTORSPORT	9	10:42.567	17.163	1:07.130	72,933	49	

E20 Project Senior

1	756	Tomasz Ibsen	POL		RS COMPETITION	9	10:29.835		1:06.552	73,567	55	
2	721	Tijs Daems	BEL		DAEMS RACING TEAM	9	10:33.333	3.498	1:08.040	71,958	52	
3	755	Mats Johan Overhoff	DEU		KRAFT MOTORSPORT	9	10:33.519	3.684	1:07.771	72,243	50	
4	741	Emma Svensson	SWE	ROTAX	DAEMS RACING TEAM	9	10:34.122	4.287	1:07.821	72,190	49	

Announcements

These results are provisional until the conclusion of any judicial and technical matters!

Margin of Victory

Ø km/h

Best Lap Tm

km/h

Best Lap by

4.431

70,457

1:02.277

78,617

887 - Andreas Matis

Official Timing camp-company.de / mwraceconsulting.com

Orbits

Timekeeping Julia Jäger:

Clerk of the course Thomas Lainer:

www.mylaps.com

Steward (Chairman) Wim Cools:

Chief Scrutineer Paul Klaassen:

Licensed to: MW Race Consulting

Printed: 16.04.2023 14:28:28

posted at:

h

Rotax Max Euro Trophy Round 1 Genk

E20 Project

Genk 1,360 Km

Final

16.04.2023 14:00

Race (9:00 and 1 Laps) started at 14:03:37

Lap	Time of Day	Lap Tm	Diff	S1 Tm	S2 Tm	S3 Tm
(887) Andreas Matis						
1	14:05:09.400	1:19.773	+17.496	33.039	23.769	22.965
2	14:06:22.414	1:13.014	+10.737	29.413	22.047	21.554
3	14:07:31.660	1:09.246	+6.969	27.767	21.073	20.406
4	14:08:37.614	1:05.954	+3.677	25.838	20.028	20.088
5	14:09:43.345	1:05.731	+3.454	26.249	20.081	19.401
6	14:10:47.180	1:03.835	+1.558	24.867	19.158	19.810
7	14:11:54.163	1:06.983	+4.706	26.756	20.490	19.737
8	14:13:00.960	1:06.797	+4.520	27.584	18.982	20.231
9	14:14:03.237	1:02.277		24.719	18.547	19.011

Lap	Time of Day	Lap Tm	Diff	S1 Tm	S2 Tm	S3 Tm
(801) Hector Ramirez						
1	14:04:58.686	1:19.223	+12.166	32.246	23.749	23.228
2	14:06:12.498	1:13.812	+6.755	29.274	22.415	22.123
3	14:07:24.757	1:12.259	+5.202	28.341	21.675	22.243
4	14:08:36.239	1:11.482	+4.425	28.229	21.475	21.778
5	14:09:46.283	1:10.044	+2.987			20.857
6	14:10:54.747	1:08.464	+1.407	27.274	20.699	20.491
7	14:12:02.739	1:07.992	+0.935	27.054	20.641	20.297
8	14:13:10.739	1:08.000	+0.943	27.205	20.369	20.426
9	14:14:17.796	1:07.057		26.843	20.082	20.132

Lap	Time of Day	Lap Tm	Diff	S1 Tm	S2 Tm	S3 Tm
(756) Tomasz Ibsen						
1	14:04:53.877	1:15.380	+8.828	30.678	22.597	22.105
2	14:06:05.948	1:12.071	+5.519	28.383	22.059	21.629
3	14:07:16.460	1:10.512	+3.960	28.223	21.253	21.036
4	14:08:28.237	1:11.777	+5.225	27.432	23.577	20.768
5	14:09:37.380	1:09.143	+2.591	27.324	21.168	20.651
6	14:10:46.169	1:08.789	+2.237	27.670	20.723	20.396
7	14:11:53.912	1:07.743	+1.191	27.071	20.498	20.174
8	14:13:01.116	1:07.204	+0.652	26.663	20.087	20.454
9	14:14:07.668	1:06.552		26.659	19.969	19.924

Lap	Time of Day	Lap Tm	Diff	S1 Tm	S2 Tm	S3 Tm
(804) Rainer Born						
1	14:04:56.413	1:17.294	+10.164	31.554	22.942	22.798
2	14:06:10.868	1:14.455	+7.325	29.687	22.492	22.276
3	14:07:24.123	1:13.255	+6.125	29.569	21.790	21.896
4	14:08:36.010	1:11.887	+4.757	28.586	21.503	21.798
5	14:09:47.353	1:11.343	+4.213	28.954	21.181	21.208
6	14:10:56.332	1:08.979	+1.849	27.483	20.566	20.930
7	14:12:04.856	1:08.524	+1.394	27.557	20.415	20.552
8	14:13:13.270	1:08.414	+1.284	27.289	20.192	20.933
9	14:14:20.400	1:07.130		26.957	19.993	20.180

Lap	Time of Day	Lap Tm	Diff	S1 Tm	S2 Tm	S3 Tm
(721) Tijs Daems						
1	14:04:52.568	1:14.735	+6.695	30.651	22.160	21.924
2	14:06:05.359	1:12.791	+4.751	28.712	22.306	21.773
3	14:07:17.146	1:11.787	+3.747	28.461	21.832	21.494
4	14:08:27.338	1:10.192	+2.152	27.882	21.188	21.122
5	14:09:37.028	1:09.690	+1.650	27.815	20.968	20.907
6	14:10:46.079	1:09.051	+1.011	27.600	20.746	20.705
7	14:11:54.959	1:08.880	+0.840	27.615	20.732	20.533
8	14:13:02.999	1:08.040		27.034	20.612	20.394
9	14:14:11.166	1:08.167	+0.127	27.084	20.696	20.387

Lap	Time of Day	Lap Tm	Diff	S1 Tm	S2 Tm	S3 Tm
(602) Christopher Holst						
1	14:05:21.196	1:15.773	+10.234	32.354	21.888	21.531
2	14:06:32.217	1:11.021	+5.482	28.364	21.613	21.044
3	14:07:41.953	1:09.736	+4.197	28.070	20.840	20.826
4	14:08:51.673	1:09.720	+4.181	28.225	20.614	20.881
5	14:09:58.891	1:07.218	+1.679	26.995	20.035	20.188
6	14:11:06.306	1:07.415	+1.876	27.160	20.231	20.024
7	14:12:12.514	1:06.208	+0.669	26.668	19.860	19.680
8	14:13:18.053	1:05.539		26.477	19.534	19.528
9	14:14:24.988	1:06.935	+1.396	26.428	19.306	21.201

Lap	Time of Day	Lap Tm	Diff	S1 Tm	S2 Tm	S3 Tm
(755) Mats Johan Overhoff						
1	14:04:52.055	1:14.187	+6.416	30.397	22.086	21.704
2	14:06:05.724	1:13.669	+5.898	29.949	22.192	21.528
3	14:07:17.549	1:11.825	+4.054	28.898	21.633	21.294
4	14:08:27.613	1:10.064	+2.293	28.098	21.017	20.949
5	14:09:37.162	1:09.549	+1.778	27.760	21.057	20.732
6	14:10:46.658	1:09.496	+1.725	28.319	20.684	20.493
7	14:11:55.317	1:08.659	+0.888	27.182	21.103	20.374
8	14:13:03.088	1:07.771		27.000	20.543	20.228
9	14:14:11.352	1:08.264	+0.493	27.557	20.304	20.403

Lap	Time of Day	Lap Tm	Diff	S1 Tm	S2 Tm	S3 Tm
(604) Antoine Lemieux						
1	14:05:20.208	1:15.889	+10.006	31.201	22.639	22.049
2	14:06:31.852	1:11.644	+5.761	28.703	21.503	21.438
3	14:07:42.054	1:10.202	+4.319	28.022	20.950	21.230
4	14:08:51.248	1:09.194	+3.311	27.846	20.642	20.706
5	14:09:58.318	1:07.070	+1.187	26.914	20.042	20.114
6	14:11:05.310	1:06.992	+1.109	26.769	20.086	20.137
7	14:12:11.913	1:06.603	+0.720	26.470	20.188	19.945
8	14:13:17.796	1:05.883		26.264	19.780	19.839
9	14:14:25.198	1:07.402	+1.519	26.263	19.573	21.566

Lap	Time of Day	Lap Tm	Diff	S1 Tm	S2 Tm	S3 Tm
(741) Emma Svensson						
1	14:04:54.162	1:15.775	+7.954	30.466	22.969	22.340
2	14:06:06.831	1:12.669	+4.848	28.695	22.220	21.754
3	14:07:18.234	1:11.403	+3.582	28.344	21.573	21.486
4	14:08:28.173	1:09.939	+2.118	27.668	21.181	21.090
5	14:09:38.281	1:10.108	+2.287	28.101	21.080	20.927
6	14:10:47.000	1:08.719	+0.898	27.347	20.885	20.487
7	14:11:55.832	1:08.832	+1.011	27.343	20.988	20.501
8	14:13:03.653	1:07.821		26.996	20.371	20.454
9	14:14:11.955	1:08.302	+0.481	27.399	20.635	20.268

Lap	Time of Day	Lap Tm	Diff	S1 Tm	S2 Tm	S3 Tm
(601) Arthur Lorimier						
1	14:05:20.496	1:15.407	+10.248	30.900	22.515	21.992
2	14:06:33.293	1:12.797	+7.638	28.799	22.349	21.649
3	14:07:43.403	1:10.110	+4.951	27.840	21.255	21.015
4	14:08:52.552	1:09.149	+3.990	27.933	20.572	20.644
5	14:10:00.796	1:08.244	+3.085	27.187	20.558	20.499
6	14:11:08.148	1:07.352	+2.193	27.061	20.117	20.174
7	14:12:14.536	1:06.388	+1.229	26.507	19.899	19.982
8	14:13:20.470	1:05.934	+0.775	26.510	19.585	19.839
9	14:14:25.629	1:05.159		26.073	19.229	19.857

Lap	Time of Day	Lap Tm	Diff	S1 Tm	S2 Tm	S3 Tm
(803) Cas Poldermans						
1	14:04:57.728	1:18.645	+11.204			22.454
2	14:06:11.293	1:13.565	+6.124	29.728	22.405	21.432
3	14:07:21.898	1:10.605	+3.164	28.135	21.565	20.905
4	14:08:31.086	1:09.188	+1.747	27.441	21.025	20.722
5	14:09:40.228	1:09.142	+1.701	27.809	20.863	20.470
6	14:10:48.521	1:08.293	+0.852	27.554	20.363	20.376
7	14:11:56.073	1:07.552	+0.111	27.052	20.551	19.949
8	14:13:03.514	1:07.441		27.002	20.269	20.170
9	14:14:12.026	1:08.512	+1.071	27.609	20.796	20.107

Lap	Time of Day	Lap Tm	Diff	S1 Tm	S2 Tm	S3 Tm
(603) Frederique Lemieux						
1	14:05:24.000	1:18.171	+13.606	32.205	23.240	22.726
2	14:06:37.538	1:13.538	+8.973	29.543	22.291	21.704
3	14:07:48.543	1:11.005	+6.440	28.399	21.375	21.231
4	14:08:58.100	1:09.557	+4.992	27.854	20.981	20.722
5	14:10:06.003	1:07.903	+3.338	27.245	20.418	20.24

Rotax Max Euro Trophy Round 1 Genk

Lapchart

E20 Project

Genk 1,360 Km

Final

16.04.2023 14:00

Race (9:00 and 1 Laps) started at 14:03:37

Competitors	Laps										
	0	1	2	3	4	5	6	7	8	9	
Tijs Daems (721)	1	721	755	721	756	721	721	721	756	887	887
Mats Johan Overhoff (755)	2	755	721	755	721	755	755	756	887	756	756
Emma Svensson (741)	3	741	756	756	755	741	756	755	721	721	721
Tomasz Ibsen (756)	4	756	741	741	741	756	741	741	755	755	755
Cas Poldermans (803)	5	803	804	804	803	803	803	887	741	803	741
Rainer Born (804)	6	804	803	803	804	804	887	803	803	741	803
Hector Ramirez (801)	7	801	801	801	801	801	801	801	801	801	801
Andreas Matis (887)	8	887	887	887	887	887	804	804	804	804	804
Antoine Lemieux (604)	9	604	604	604	602	604	604	604	604	604	602
Arthur Lorimier (601)	10	601	601	602	604	602	602	602	602	602	604
Christopher Holst (602)	11	602	602	601	601	601	601	601	601	601	601
Frederique Lemieux (603)	12	603	603	603	603	603	603	603	603	603	603

