



BNL KICK-OFF

Karting Genk: Home of Champions



Welcome at Genk

- It is not allowed to warm up engines in the paddock.
- A ground sheet of minimum 3 x 4 meters is mandatory.
- Spilling of oil or other oil-containing products will be penalized with a fine of € 500,- which has to be paid to the track-owner before leaving the track.
- Make sure your own space on the paddock is clean when leaving Sunday evening.
- The useage of electrical scooters or other electrical vehicles on the paddock is prohibited.
- Open fire is prohibited!



Organisation

- Organizer
- Race Director
- Race Control

- Chief scrutineering
- Head parc-fermé
- Chairman of the stewards
- Secretary of the meeting

Mrs. Esmée Rosman – NLD

Mr. Thomas Lainer – GER

Mr. Wim van Burgh – NLD


Mr. Brian Kroon – NLD

Mr. Paul Klaassen – UK

Mr. Peter Vanderheyden – BEL

Mr. Wim Cools – BEL

Mrs. Kristine Schoemans - BEL



Locations


- Stewards
- Timing & secretary
- Results
- Race control

Unit near GKS Shop

2nd floor main building


Digital notice board only

Unit on start/finish




Servicing park in

- The servicing park will be open 20 minutes before each session.
 - In qualifying this will be 15 minutes.
- The front spoiler must be removed.




Pre-grid

- The pre-grid will close 5 minutes before each session.
 - Warm-up excluded.
- Too late = starting from the repair area.
 - It is not allowed to take part in the warm-up lap and formation lap.
- Mechanics have to leave the pre-grid 3 minutes before the start of each session.
- On the pre-grid, no mechanical assistance is allowed.
 - It is only allowed to let air out of the tyres.
 - Breach of this regulation results in a start from the repair area.




Qualifying sessions

- Drivers have to leave the pre-grid within 60 seconds after the green flag is shown.
- Drivers who have not left the pre-grid within 60 seconds are not allowed to participate in the session.
- Drivers should be at racing speed during the qualifying sessions at all times.
- Slowing down / Blocking is not permitted.




Starting procedure

- First lap after leaving the pre-grid: warm-up lap.
- Second lap after leaving the pre-grid: formation lap.
 - Formation starts between post 5 and post 6 → drive slowly!
 - Drivers are not allowed to overtake after the red line.
- You are allowed to accelerate from the yellow line.
- The starter is also a judge of fact.




Track map




Starting procedure




Stay in the corridor






False start
Extra formation lap



Lights off = We are racing!




Corridor




Run off area post 1

- You are allowed to use this run off area on the first lap to avoid any accidents.




Run off area post 6

- You are allowed to use this run off area on the first lap to avoid any accidents.




Run off areas

- After the first lap it is not allowed to use the run-off areas.
- Penalty: 5 second time penalty




Repeatedly false starts

- In the case of repeatedly false starts, the red flag will be shown.
- Drivers have to continue their lap slowly and stop at start/finish.
- All drivers have to stop in one line on the right side of the track.
- Stay in the kart and follow the instructions of the race director.




Slow-procedure

- A slow procedure can be started at any given moment during the race by showing the yellow slow-boards and waving the yellow flag.
- Drivers have to follow the driver in front of them and the leader in the race determines the pace.
- We drive in a single line.
- The end of the slow procedure will be marked by the static yellow flag combined with the slow boards.
- We keep driving in a single line.
- Drivers are allowed to accelerate from the yellow line at the next passage.
- At the ending of a slow procedure, green flags will be waved at every post.




Red flag

- The red flag can be shown at any given moment of the race.
- Drivers have to continue their lap slowly and stop at start/finish.
- All drivers have to stop in one line on the right side of the track.
- Stay in the kart and follow the instructions of the race director.



Time penalties


- Time penalties can be handed out during all sessions. This can happen in 2 ways:
 - The LED-screen on start/finish.
 - The physical board on start/finish.
- Time penalties will be added to the results automatically.
- There is no protest possible against time penalties.



Impeding


- No impeding on track!
- First time → warning board
- Second time → 5 second time penalty
- Third time → report to the stewards

- In qualifying → 5 place grid penalty




Podium ceremony

- Event result
 - Mini Max → top 5
 - Other classes → top 3



Missing briefing or arriving late

- Drivers that miss the briefing or that are late will receive a 3 place grid penalty in qualifying from BNL 2.
- If a driver is late or misses the briefing when he or she has a valid reason, the organisation needs to be informed before the start of the briefing.
- In this case, the next possible briefing will be attended.
- You are responsible for letting the organisation know you are at the briefing, so always check if you had your race number registered when you come into the briefing.



Thank you for your attention!

We wish you good luck

